



Visit our website





BEIRUT




A VIEW STRETCHING AS FAR AS BEIRUT


THE ONLY PROJECT WITH ACCESS TO FAQRA SKI SLOPES BY FOOT



LOCATED AT 1950M ABOVE THE CLOUDS

SKI SLOPES





## TABLE OF CONTENT

01. Welcome message
02. Location map
03. Architectural overview
  - Concept
  - Philosophy
04. The Edge project exclusive features
05. Residence A1 plans and details
06. Residence A2 plans and details
07. Residence B1 plans and details
08. Residence B2 plans and details
09. Residence C1 plans and details
10. Residence C2 plans and details
11. Residence D1 plans and details
12. Residence D2 plans and details
13. Residence E1 plans and details
14. Residence E2 plans and details
15. Residence F plans and details
16. Residence G plans and details
17. Residence H plans and details
18. Construction general specifications
19. People behind the project
20. Contact details



## STEP INTO TO THE EDGE

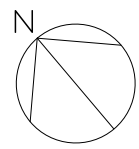
An exclusive enclave reserved for the select few who crave luxury and distinction. Perched atop the summit of Faqra Club where the crisp mountain air meets the edge of the ski slopes.

Discover thirteen impeccably crafted homes, each a haven of unparalleled comfort and elegance. With a visionary architectural design, each residence is designed to offer an unparalleled experience of luxury and tranquility all year round.

Gaze upon unobstructed vistas of breathtaking mountains, with views that stretch all the way to the vibrant city of Beirut.

Here, every detail is a celebration of refined living: minimalist architectural lines, expansive spaces flooded with natural light, and outdoor settings that invite you to embrace the seasons.

This is more than a residence; it's a lifestyle that blends sophistication with tranquility. Welcome to The Edge – where unparalleled design meets boundless luxury.



**THE EDGE | FAQRA | KFARDEBIAN**

1950m above sea level  
 50min / 48km from Beirut  
 35min / 36km from Jounieh





## ELEVATED ARCHITECTURAL CONCEPT

Conceived by the esteemed architecture and design firm Dori Hitti Architects with offices in Beirut, Dubai and Milan, The Edge stands as a pinnacle of contemporary architectural innovation.

With a keen eye for detail, the design ethos embraces a minimalist aesthetic, characterized by sharp outlines and precise geometric forms.

Every facet of this architectural marvel exudes a sense of refined simplicity, where restraint and elegance intertwine seamlessly. The sharp contours and defined edges instill the structure with an unmistakable aura of sophistication, setting it apart as a reference to modernity and ingenuity.

Within its sleek silhouette lies a harmonious fusion of form and function, where every element serves a purpose while contributing to the overall visual poetry of the design.

The meticulous craftsmanship and attention to detail underscore the commitment to excellence that defines The Edge, transcending mere architecture to become a timeless testament to human creativity and vision.






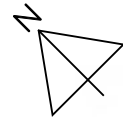
## REFINED ARCHITECTURAL PHILOSOPHY

The Edge seamlessly integrates with its natural surroundings, reflecting a harmonious balance between contemporary design and the mountain landscape.

Rooftops adorned with lush greenery blend effortlessly with the environment, while expansive windows invite natural light to flow into every corner. The use of water elements throughout the property mirrors the serene skies above, creating a tranquil ambiance.

Panoramic views stretch beyond the horizon, offering an ever-changing canvas of nature's beauty. Inside, carefully curated materials and thoughtful layouts foster a sense of comfort and connection, ensuring every moment spent here is extraordinary.

This philosophy extends outdoors, where spaces are crafted for gatherings, creating cherished memories with loved ones in a safe, picturesque environment.




### THE EDGE PROJECT EXCLUSIVE FEATURES

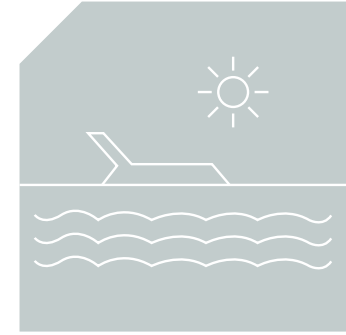
The Edge offers an unparalleled living experience with 13 private residences featuring:



Indoor fireplaces for cozy gatherings



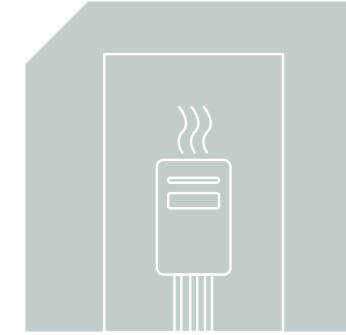
Underground and above-ground entrances



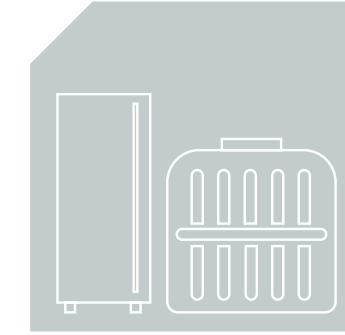
Infinity pools overlooking breathtaking vistas



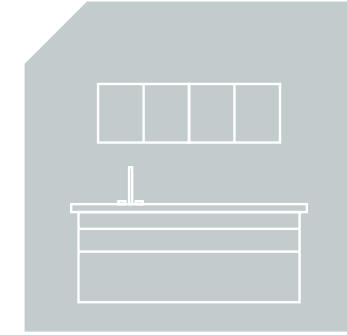
Landscaped gardens and outdoor terraces



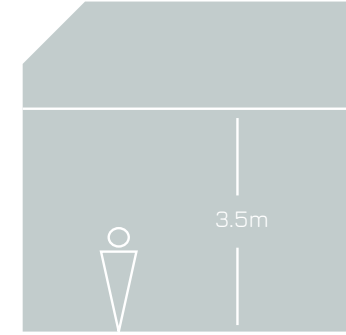
Private boilers' room



Private water & diesel tanks



Dirty kitchen



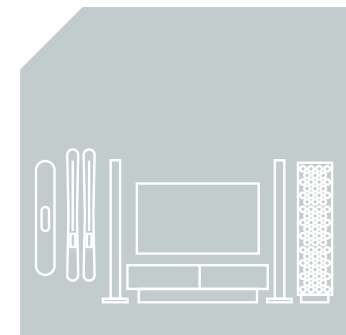
Clear high ceilings (3.5m minimum)



Private firepits and fully equipped outdoor kitchens



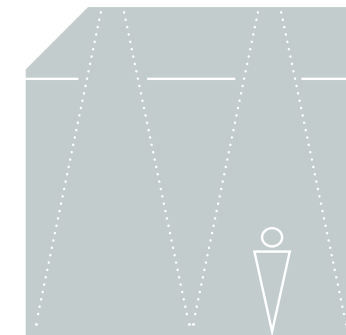
Dedicated parking, private elevators, and spacious storage rooms



Entertainment rooms, wine cellars, and ski closets for your lifestyle needs



Luxurious staff quarters and driver suites



Natural light illumination for all livable areas, even underground



Pedestrian passages throughout the project and between residences



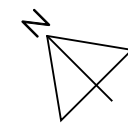
Unobstructed view over Beirut and surrounding mountains for each residence



All-season accessibility, including foot access to Faqra Club ski slopes

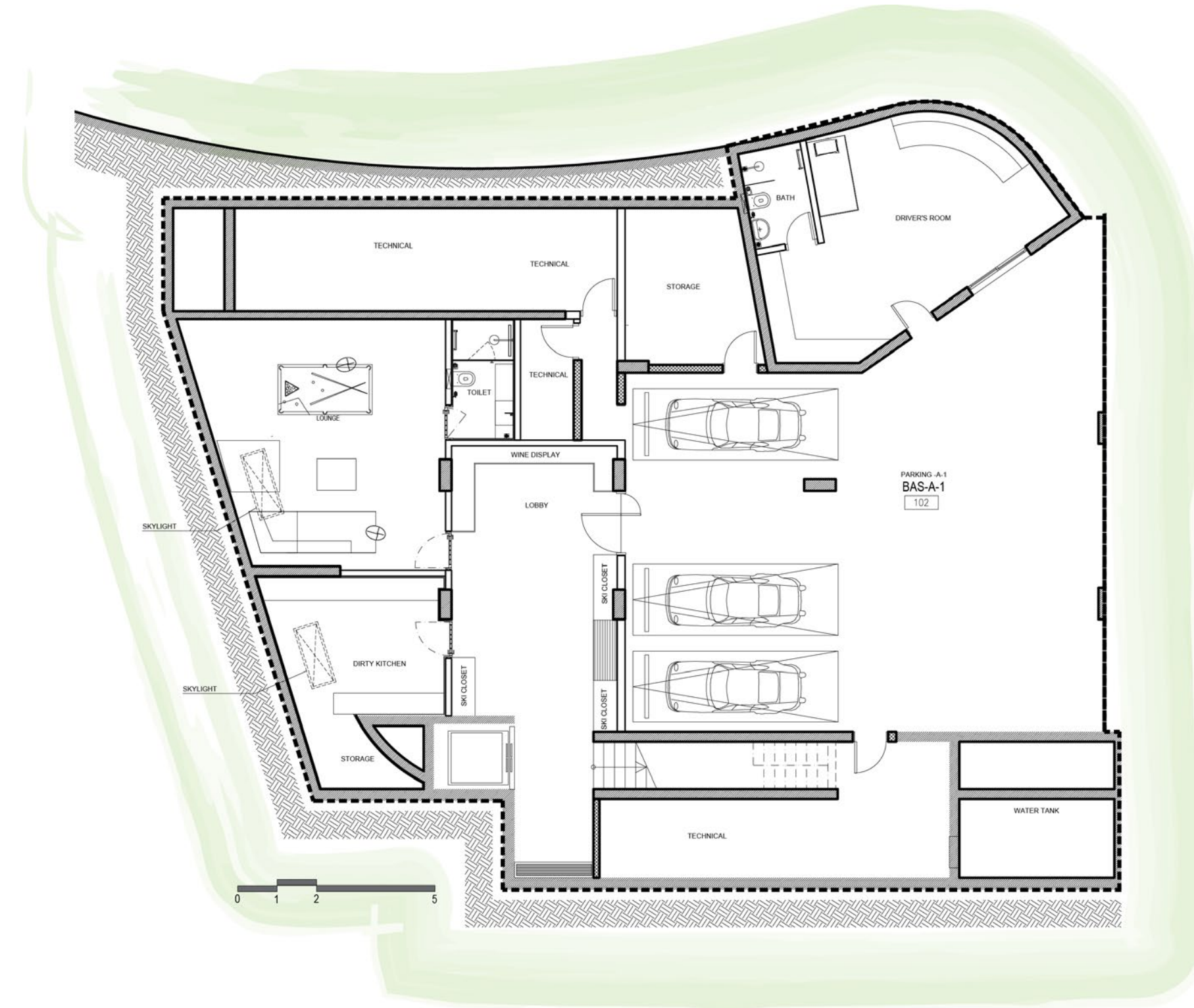


# A ONE

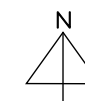
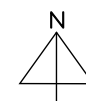
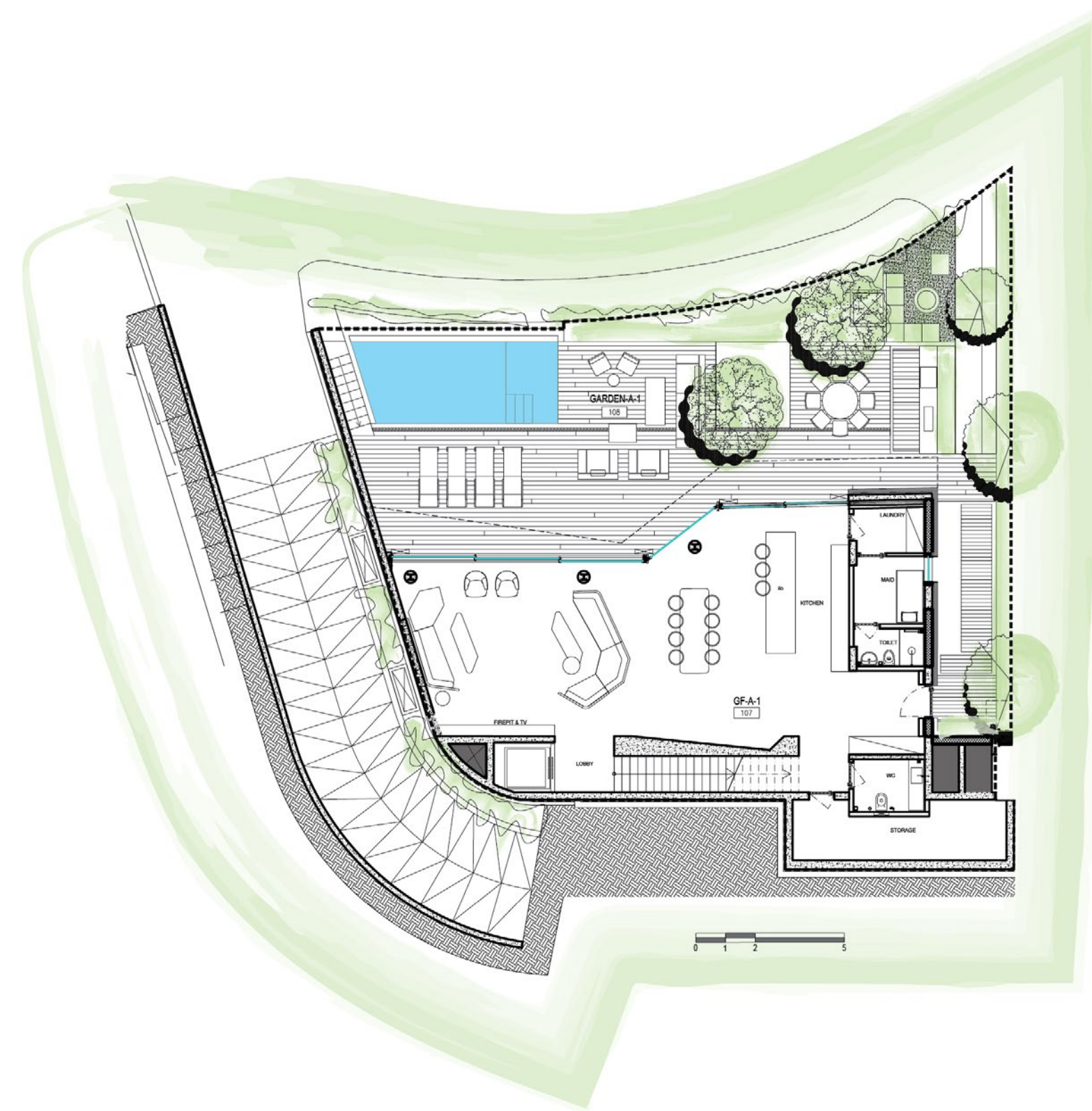


<b>Parcel Size</b>	<b>360m<sup>2</sup></b>
<b>Ground Floor</b> Living/Dining, Kitchen, Guest Toilet, Lobby, Storage, Maid's room, Maid's Bathroom.	169m <sup>2</sup>
<b>First Floor</b> Master Bedroom including its Walk-in Closet and its Bathroom, Bedroom 1 including its Bathroom, Bedroom including its Bathroom.	130m <sup>2</sup>
<b>Basemet</b> Dirty Kitchen, Lounge with bar, Wine Display, Lobby, Ski Closets, Guest Toilet, 2 Storages, Driver's suite.	176m <sup>2</sup>
<b>Parking &amp; Technical</b> 3 Parking Lots, 2 Technical Rooms & Water Tank.	216m <sup>2</sup>
<b>Private Outdoor &amp; Terrace (GF)</b> Garden, Pool and Terrace.	195m <sup>2</sup>
<b>Private Outdoor &amp; Terrace (1st Flr.)</b> Garden and Terrace.	26m <sup>2</sup>
<b>Sellable Area</b>	<b>498m<sup>2</sup></b>

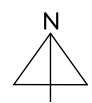
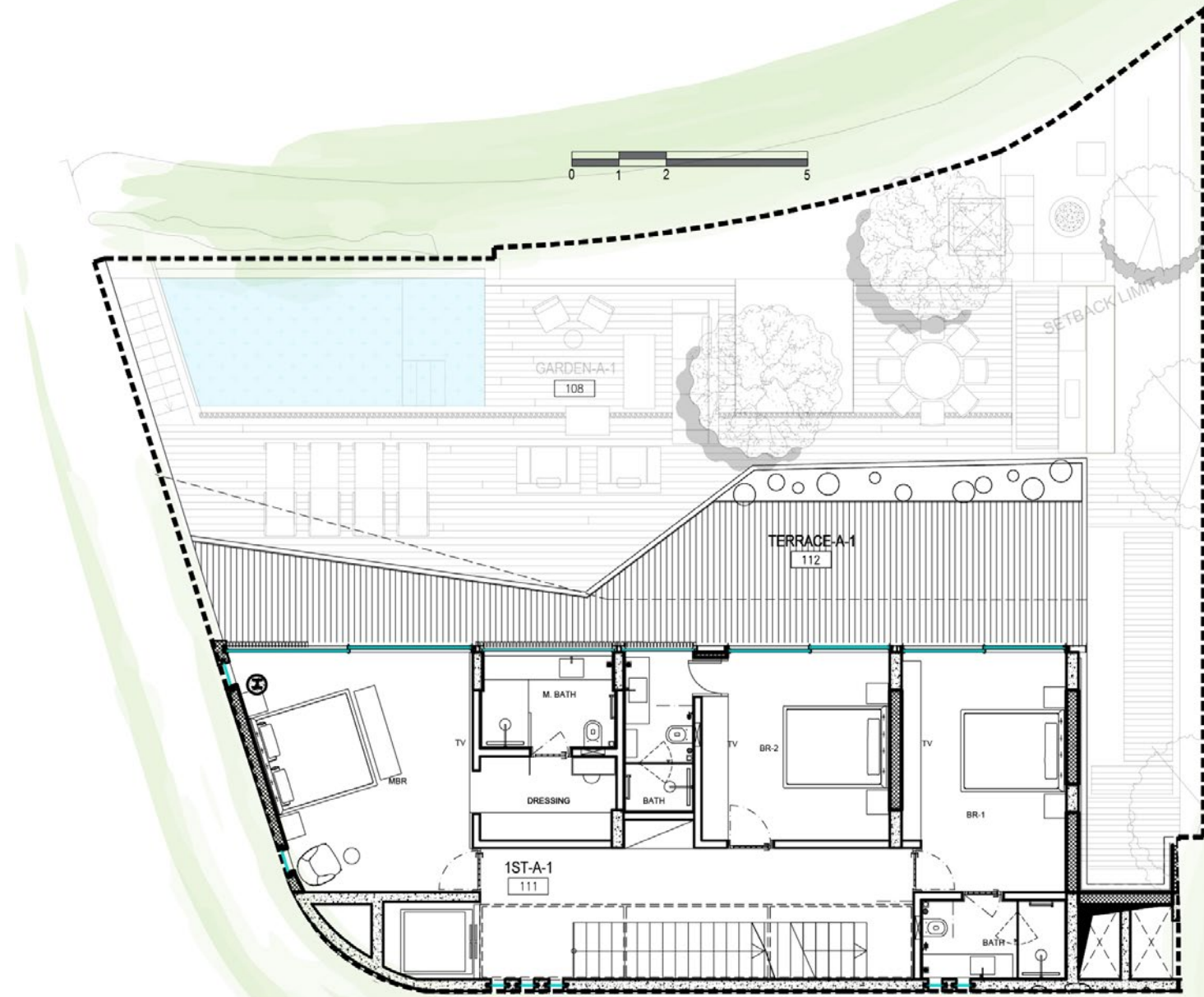
A1  
BASEMENT



A1  
GROUND FLOOR



A1  
FIRST FLOOR

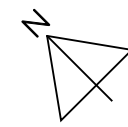






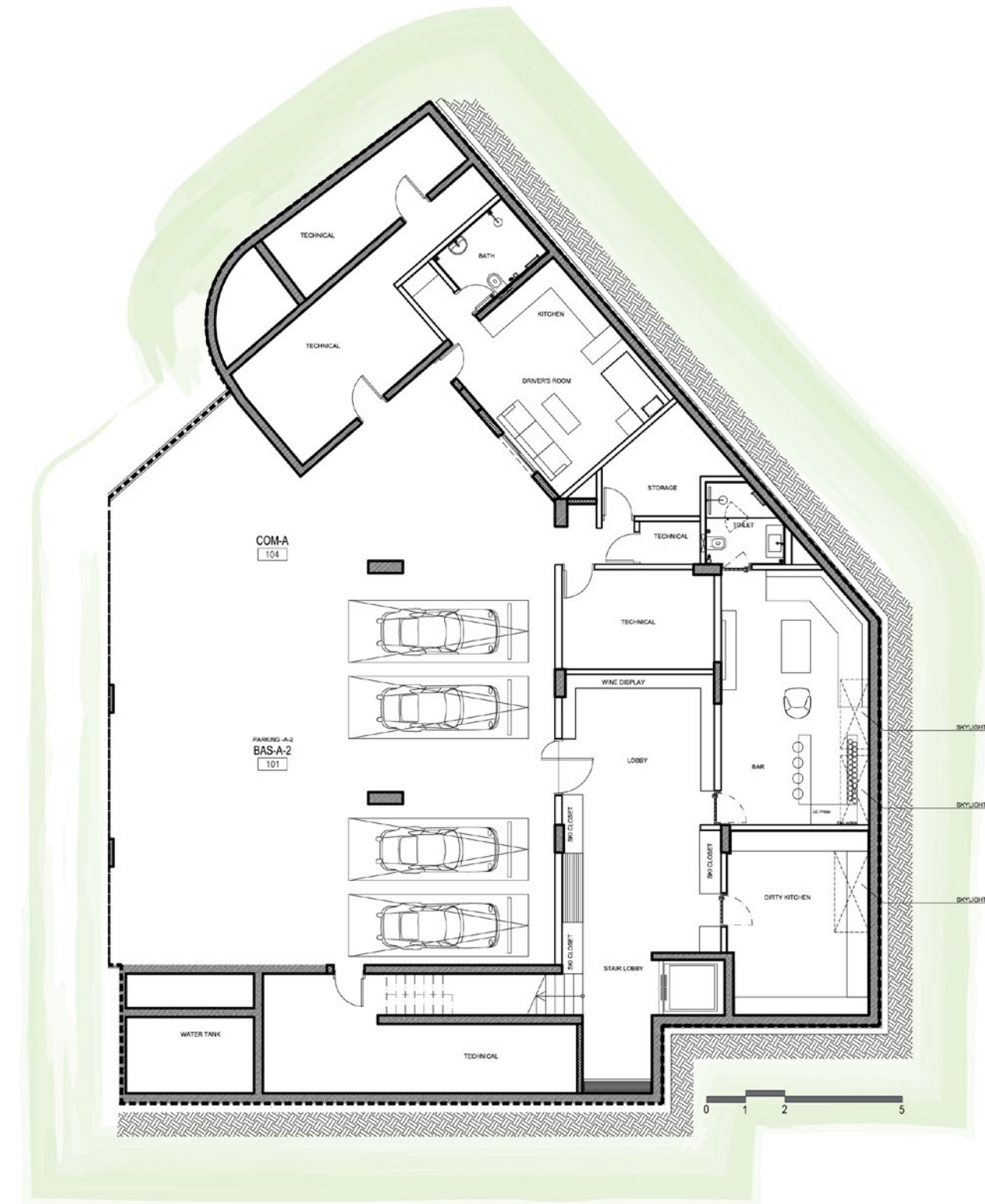


# A TWO

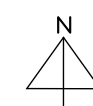
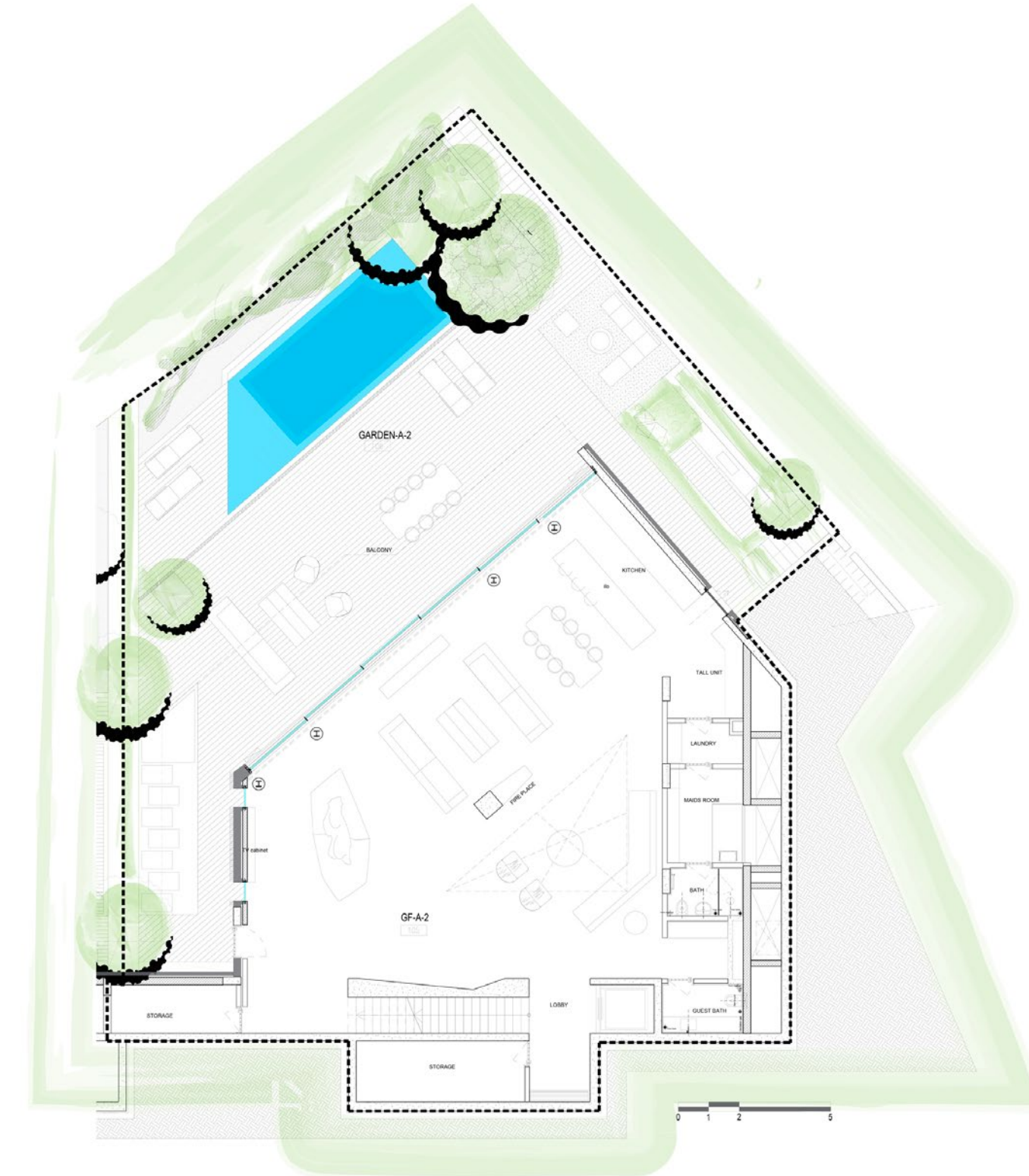


<b>Parcel Size</b>	<b>718m<sup>2</sup></b>
<b>Ground Floor</b> Living/Dining, Kitchen, Laundry, Maid's room & Bathroom, Guest Toilet, Lobby, 2 Storages.	267m <sup>2</sup>
<b>First Floor</b> Master Bedroom including its Walk-in Closet and its Bathroom, Sitting/TV, Kitchen, Bedroom 1 including its Walk-in Closet and its Bathroom, Bedroom including its Bathroom, Bedroom 3 including its Bathroom.	286m <sup>2</sup>
<b>Basemet</b> Dirty Kitchen, Lounge with bar, Wine Display, Lobby, Guest Toilet, Ski Closets, 2 storages, Driver's suite	191m <sup>2</sup>
<b>Parking &amp; Technical</b> 4 Parking Lots, 2 Technical Rooms & Water Tank.	287m <sup>2</sup>
<b>Private Outdoor &amp; Terrace (GF)</b> Garden, Pool and Terrace	407m <sup>2</sup>
<b>Private Outdoor &amp; Terrace (1<sup>st</sup> Flr.)</b> Garden and Terrace.	26m <sup>2</sup>
<b>Sellable Area</b>	<b>865m<sup>2</sup></b>

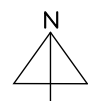
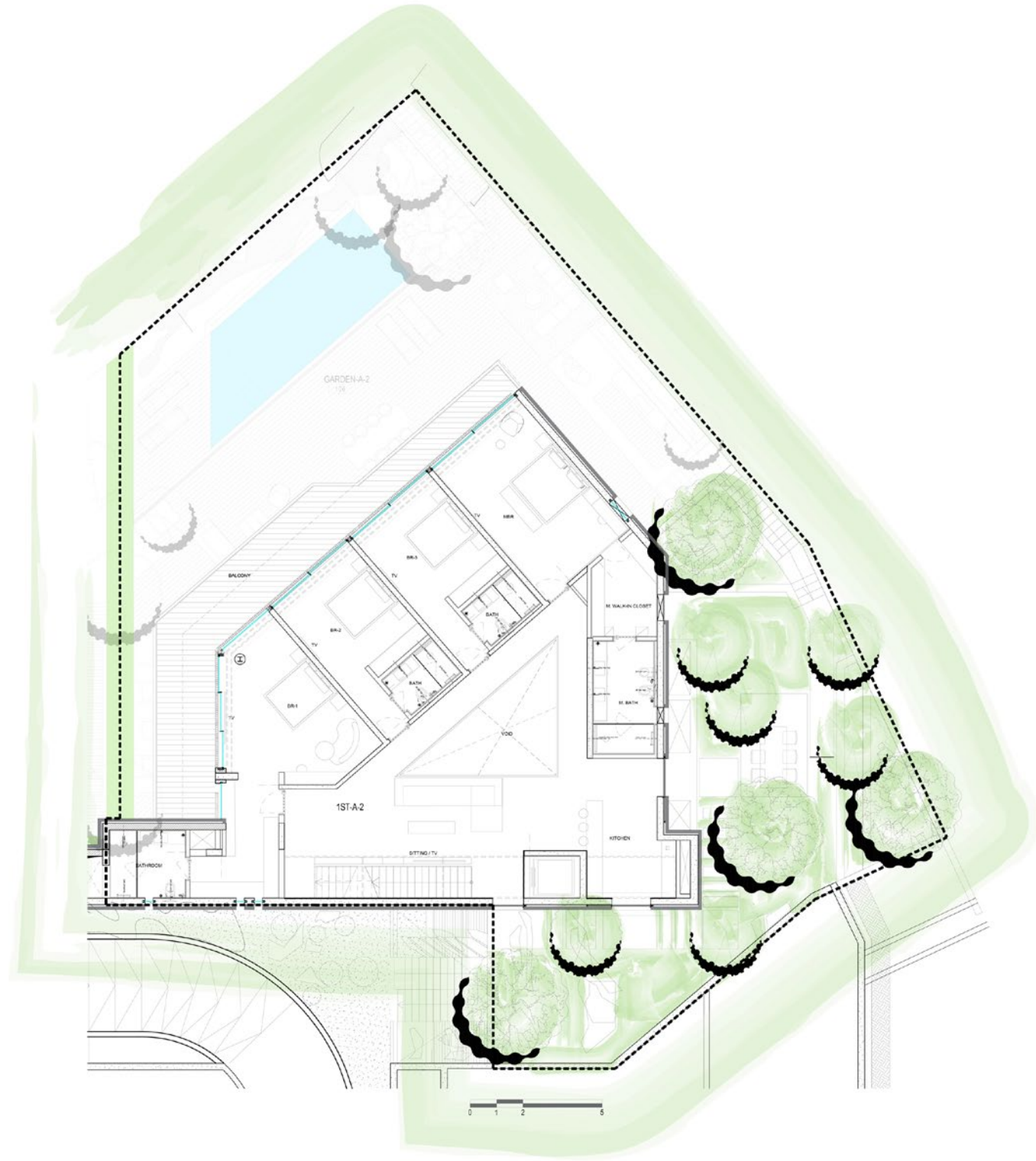
A2  
BASEMENT



A2  
GROUND FLOOR

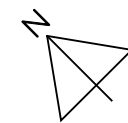


A2  
FIRST FLOOR



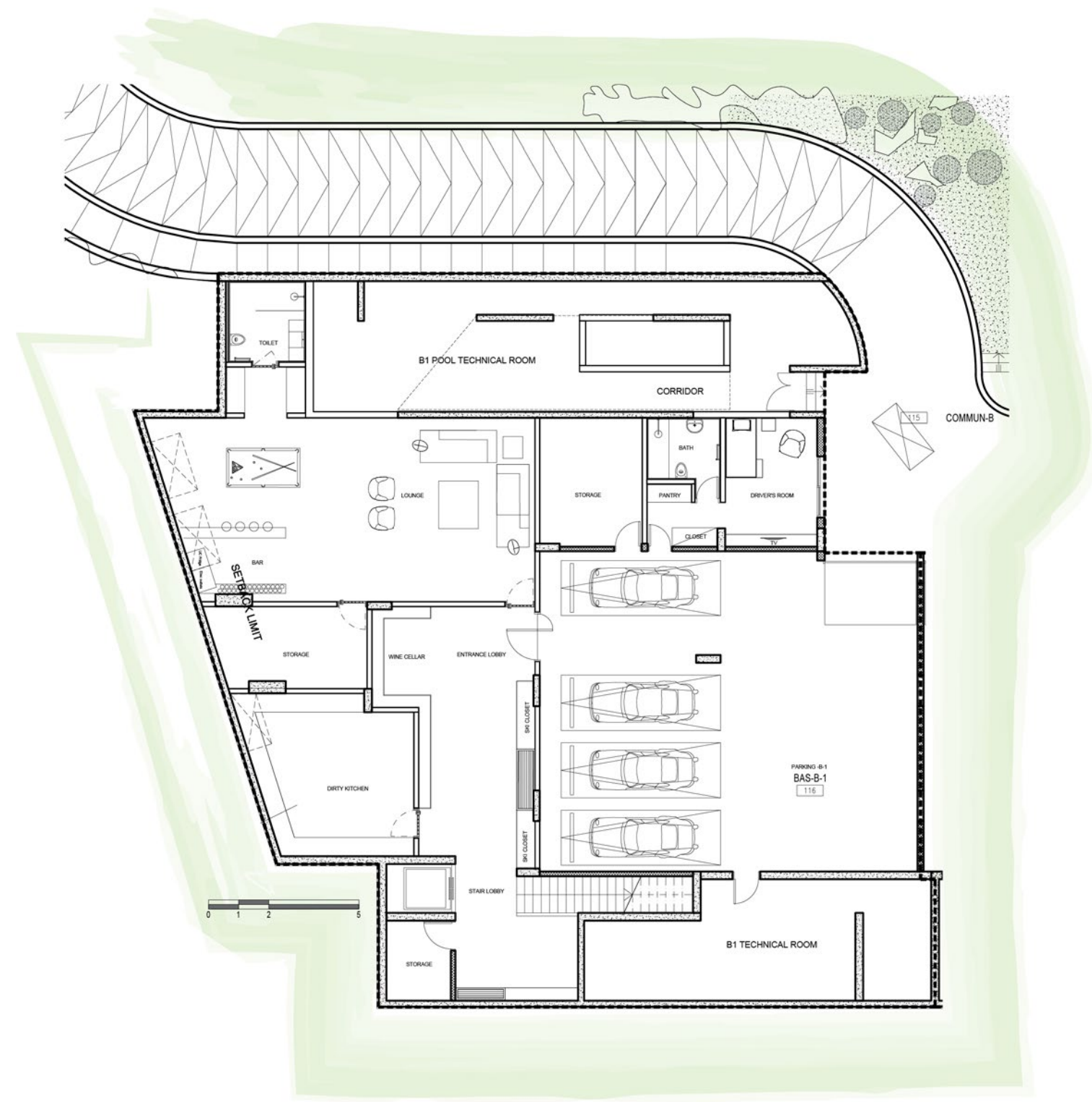


# B ONE

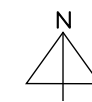
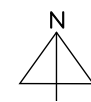
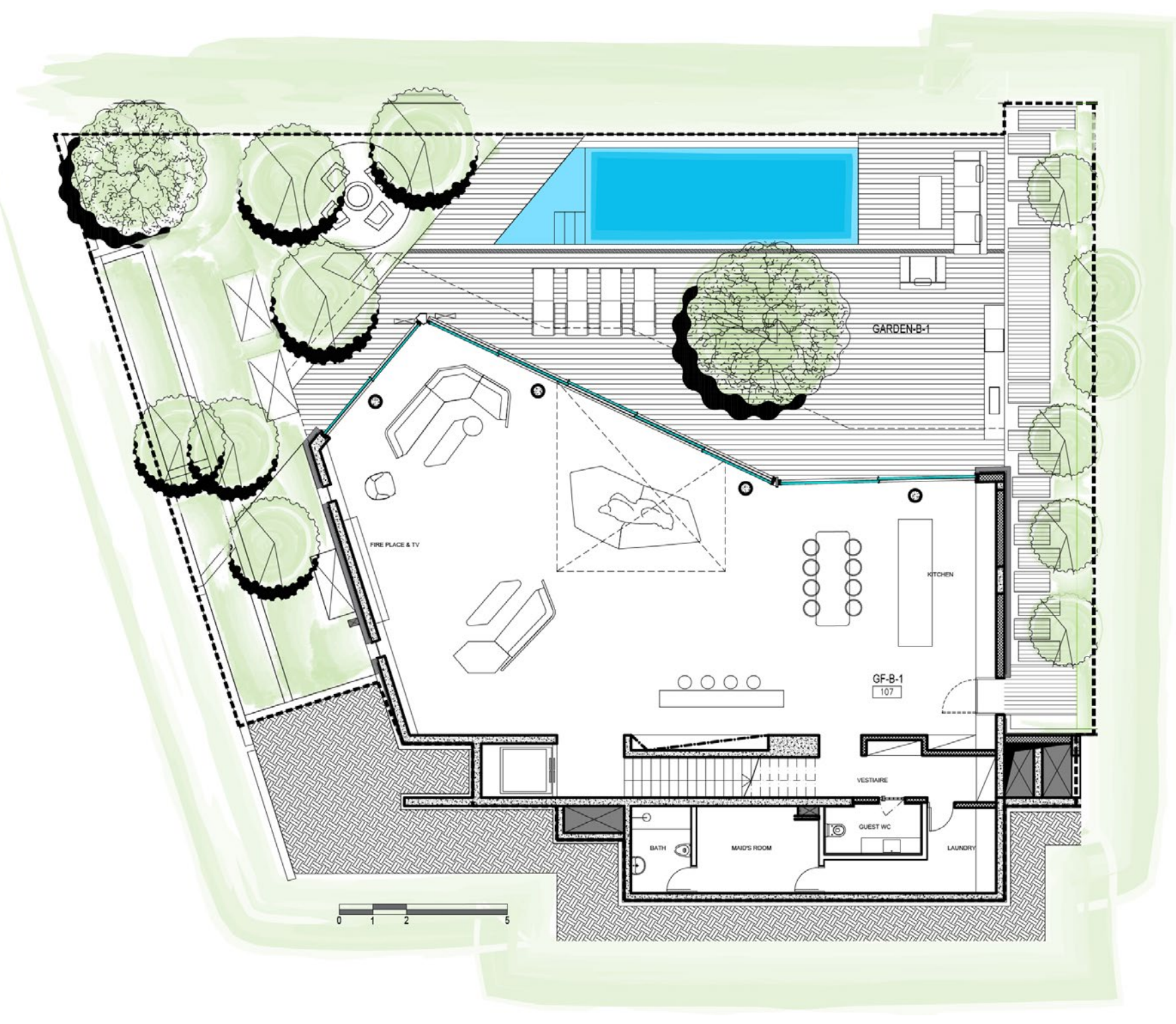


<b>Parcel Size</b>	<b>553m<sup>2</sup></b>
<b>Ground Floor</b> Living, Kitchen, Laundry, Maid's Room & Bathroom, Guest Toilet, Cloakroom.	248m <sup>2</sup>
<b>First Floor</b> Master Bedroom including its Walk-in Closet and its Bathroom, Sitting/TV, Bedroom 1, including its Bathroom, Bedroom 2 including its Walk-in closet and its Bathroom, Kitchenet, Storage.	248m <sup>2</sup>
<b>Second Floor</b> Master Suite, Master Walk-in closet & Master Bathroom	123m <sup>2</sup>
<b>Basement</b> Dirty Kitchen, Lounge with Bar, Wine Display, Ski Closets, Lobby, Guest Toilet, 3 Storages, Driver's suite.	250m <sup>2</sup>
<b>Parking &amp; Technical</b> 4 Parking Lots, 2 Technical Rooms & Water Tank.	246m <sup>2</sup>
<b>Private Outdoor &amp; Terrace (GF)</b> Garden, Pool and Terrace	305m <sup>2</sup>
<b>Private Outdoor &amp; Terrace (1st Flr.)</b> Garden and Terrace.	29m <sup>2</sup>
<b>Private Outdoor &amp; Terrace (2nd Flr.)</b> Garden and Terrace.	89m <sup>2</sup>
<b>Sellable Area</b>	<b>960m<sup>2</sup></b>

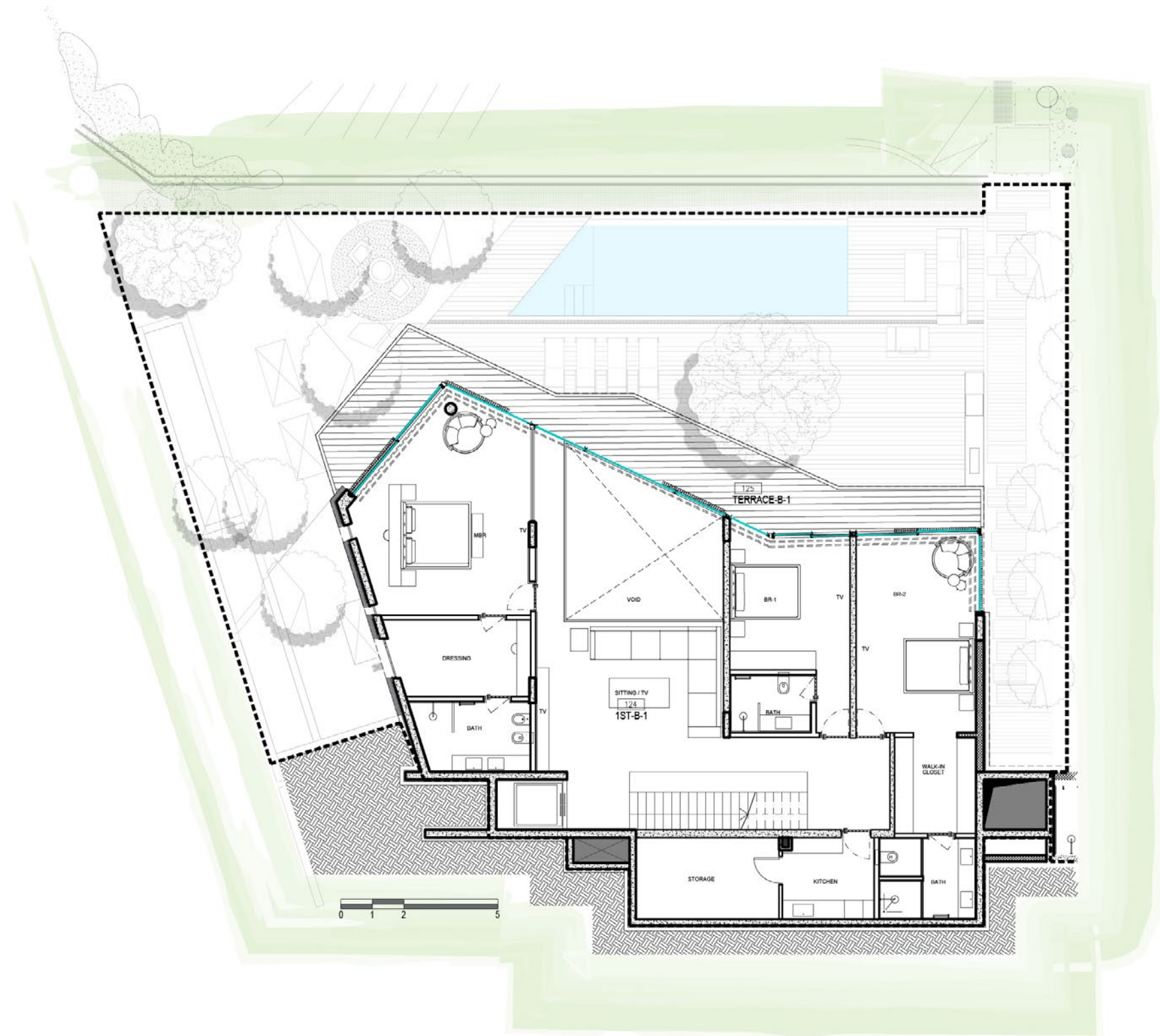
B1  
BASEMENT



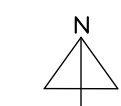
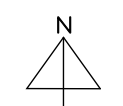
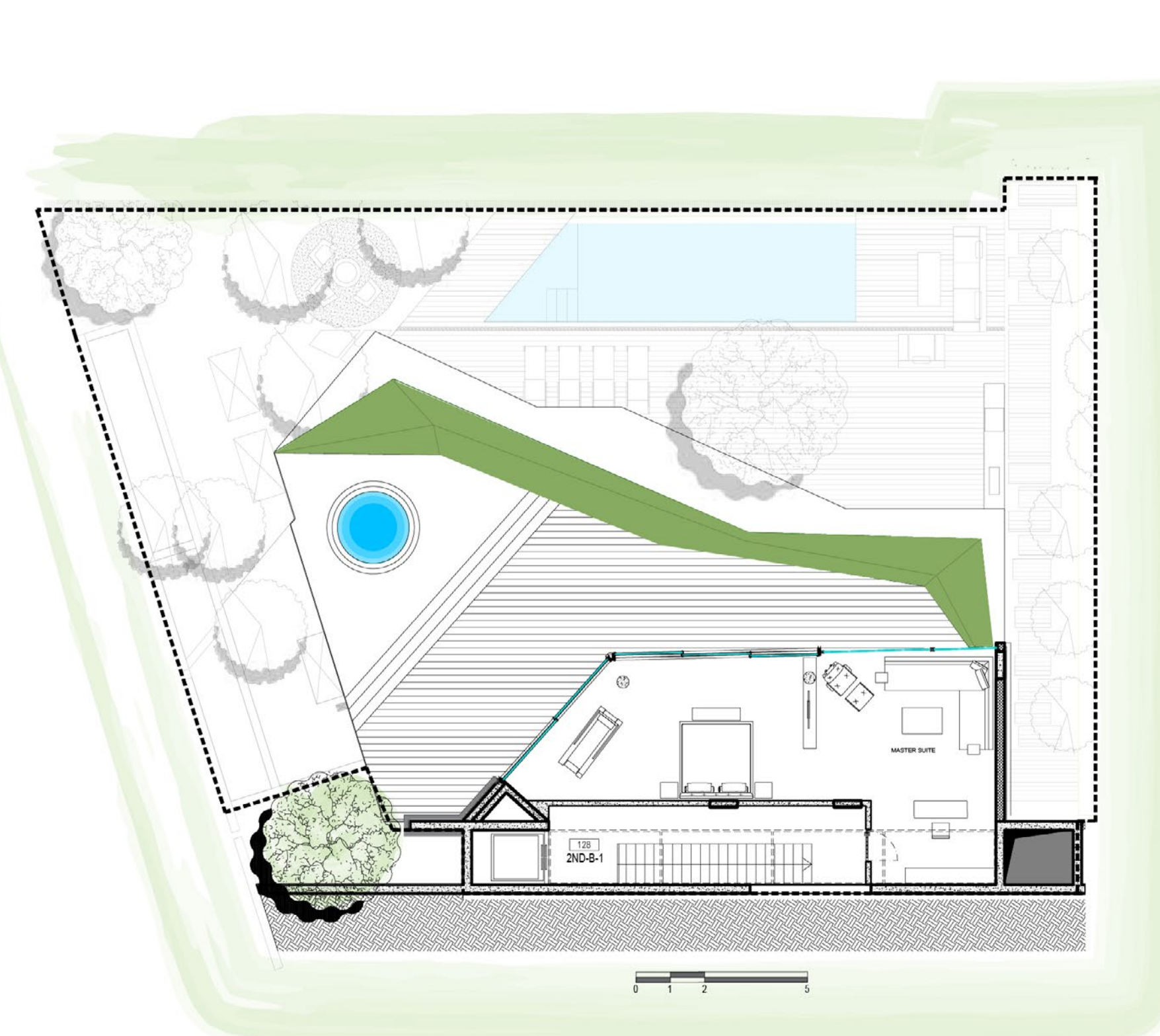
B1  
GROUND FLOOR



B1  
FIRST FLOOR



B1  
SECOND FLOOR

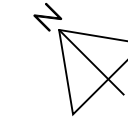






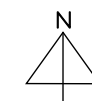
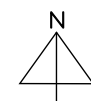
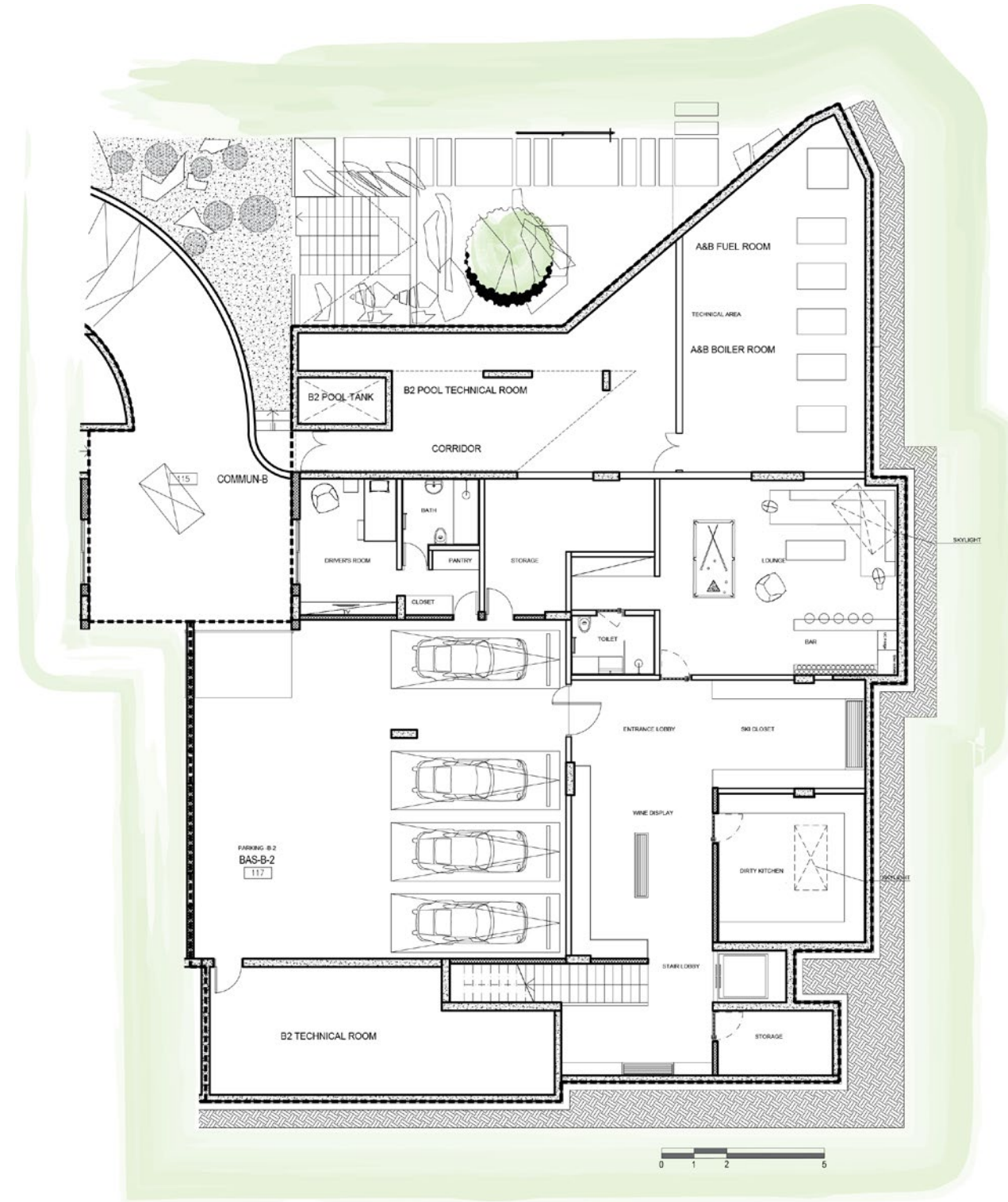


# B TWO



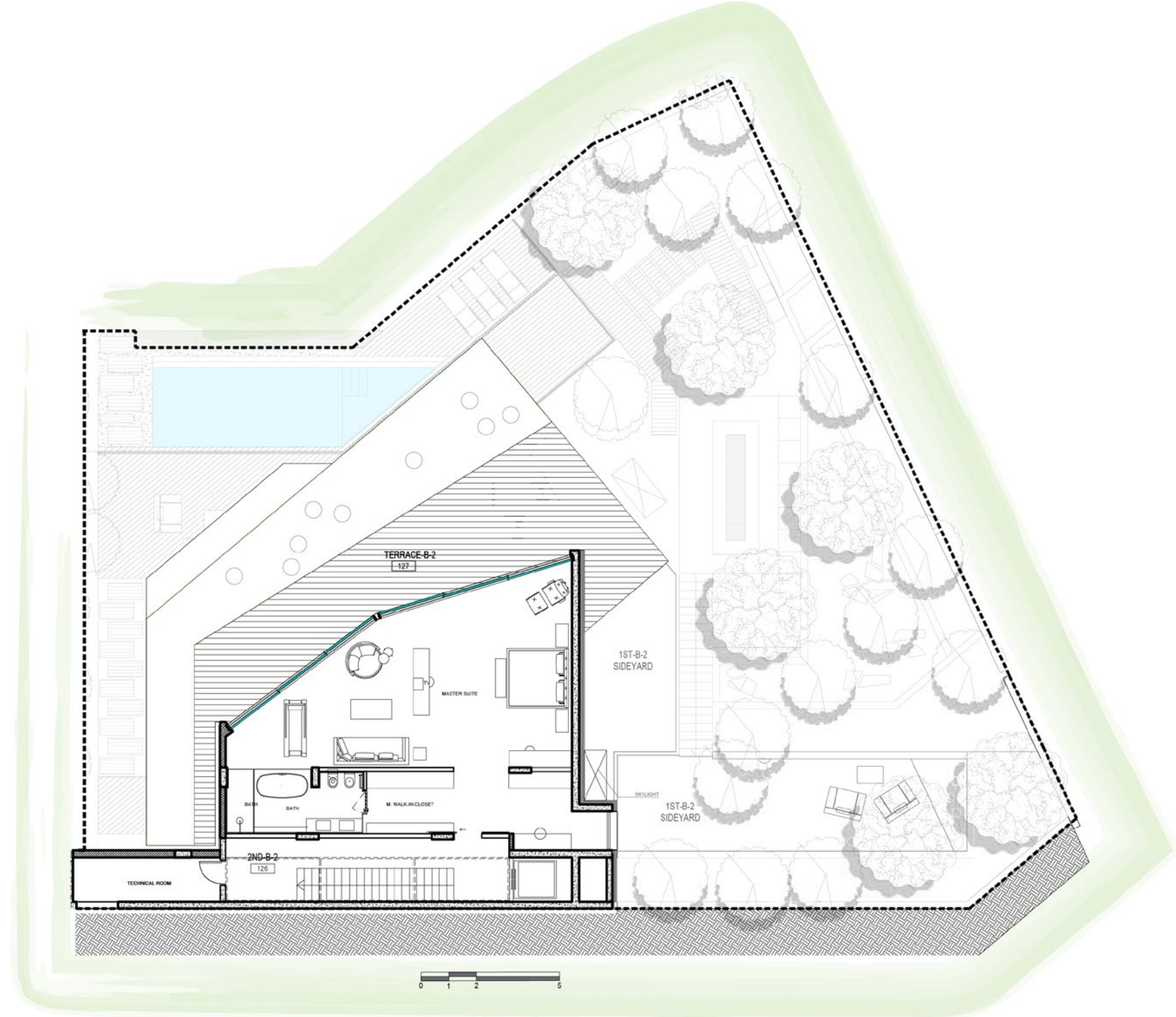
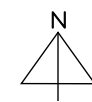
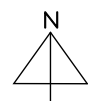
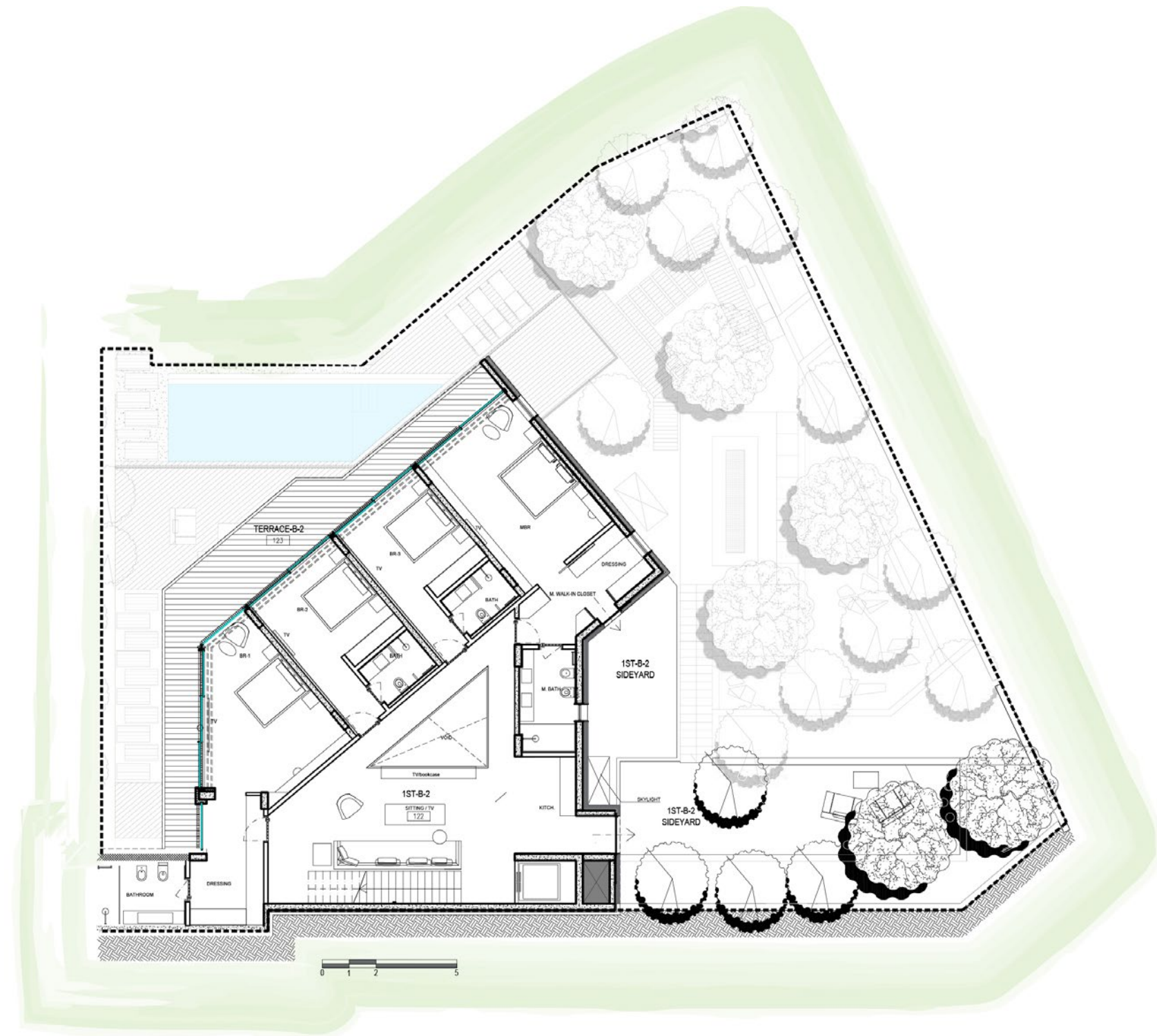
<b>Parcel Size</b>	<b>754m<sup>2</sup></b>
<b>Ground Floor</b> Living/Dining, Kitchen, Guest Toilet, Lobby, cloakroom, 2 Storages, Maid's room & Maid's Bathroom, Laundry.	245m <sup>2</sup>
<b>First Floor</b> Master Bedroom including its Walk-in Closet and its Bathroom, Sitting/TV, Bedroom 1 including its Walk-in Closet and its Bathroom, Bedroom 2 including its Bathroom, Bedroom 3, including its Bathroom, Kitchenette.	252m <sup>2</sup>
<b>Second Floor</b> Master suite, Master walk-in closet and Master Bathroom, Storage.	146m <sup>2</sup>
<b>Basemet</b> Dirty Kitchen, Lounge with bar, Ski Closets, Wine Display, Lobby, Guest Toilet, 2 storages, Driver's suite.	146m <sup>2</sup>
<b>Parking &amp; Technical</b> 4 Parking Lots, 2 Technical Rooms & Water Tank.	209m <sup>2</sup>
<b>Private Outdoor &amp; Terrace (GF)</b> Garden, Pool and Terrace.	370m <sup>2</sup>
<b>Private Outdoor &amp; Terrace (1st Flr.)</b> Garden and Terrace.	31m <sup>2</sup>
<b>Private Outdoor &amp; Terrace (2nd Flr.)</b> Garden and Terrace.	65m <sup>2</sup>
<b>Sellable Area</b>	<b>988m<sup>2</sup></b>

B2  
BASEMENT



B2  
GROUND FLOOR

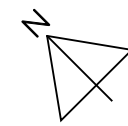








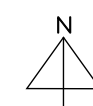
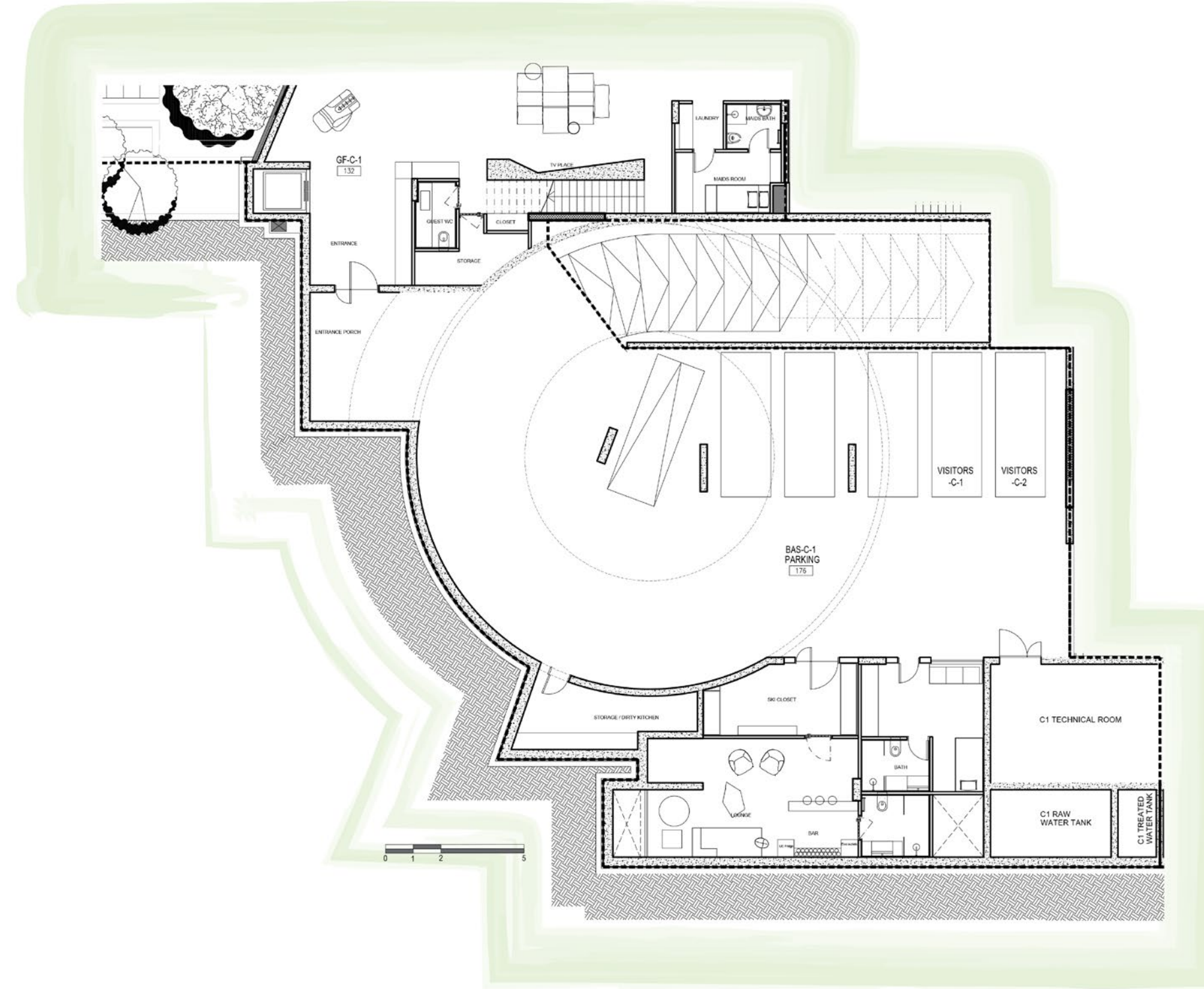
# CONE



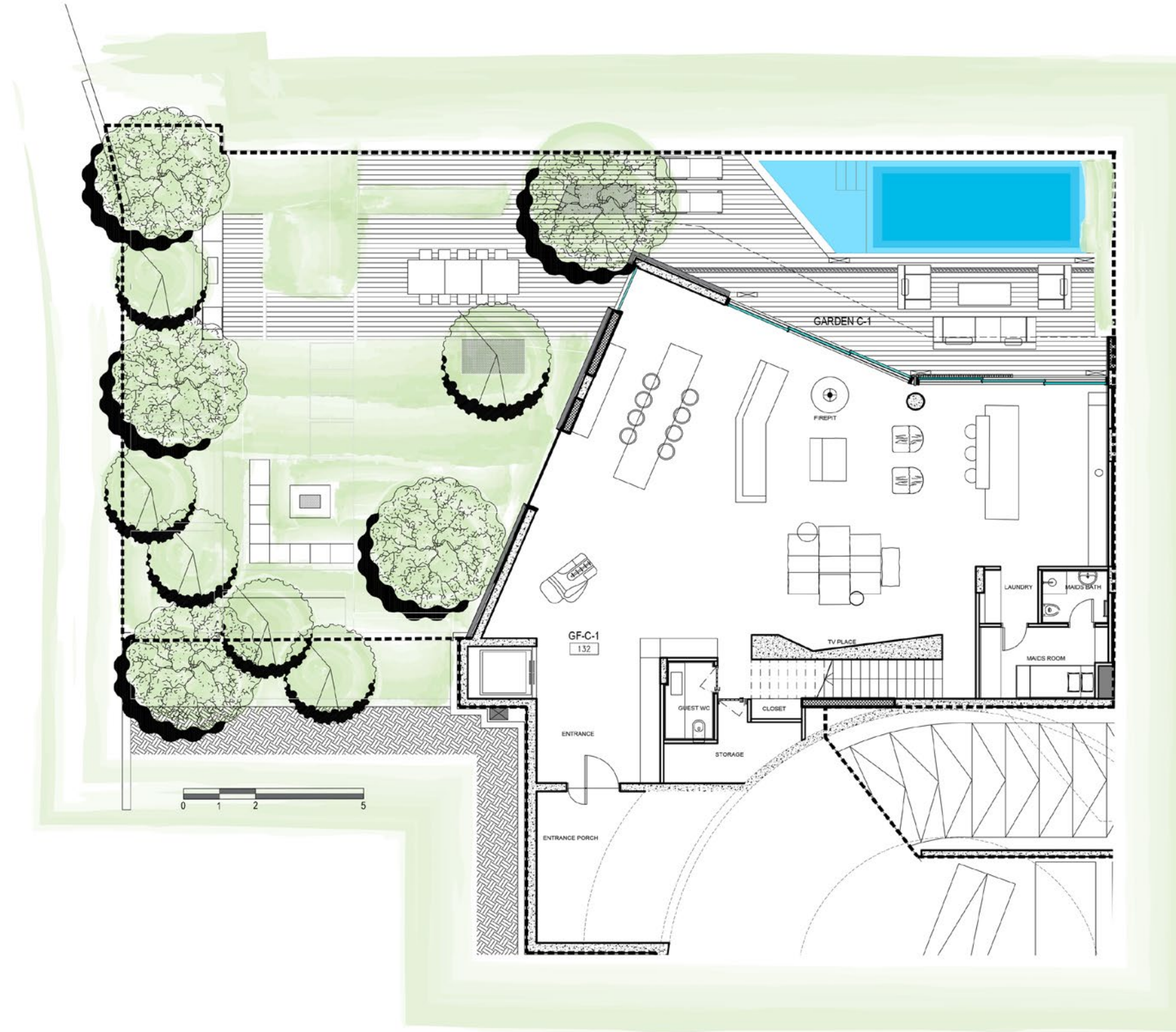
<b>Parcel Size</b>	<b>467m<sup>2</sup></b>
<b>Ground Floor</b> Entrance, Living/Dining, Kitchen, Guest Toilet, Laundry, Maid's Room, Maid's Bathroom.	212m <sup>2</sup>
<b>First Floor</b> Master Bedroom including its Walk-in closet and its bathroom, Bedroom 1, including its Bathroom, Bedroom 2, including its Bathroom, Bedroom 3 including its Bathroom.	178m <sup>2</sup>
<b>Basemet</b> Lounge with bar, Ski closets, Guest Toilet, Driver's Suite.	95m <sup>2</sup>
<b>Parking &amp; Technical</b> 4 Parking Lots, 2 Technical Rooms & Water Tank.	299m <sup>2</sup>
<b>Private Outdoor &amp; Terrace (GF)</b> Garden, Pool and Terrace.	255m <sup>2</sup>
<b>Private Outdoor &amp; Terrace (1st Flr.)</b> Garden and Terrace.	26m <sup>2</sup>
<b>Sellable Area</b>	<b>578m<sup>2</sup></b>



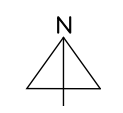
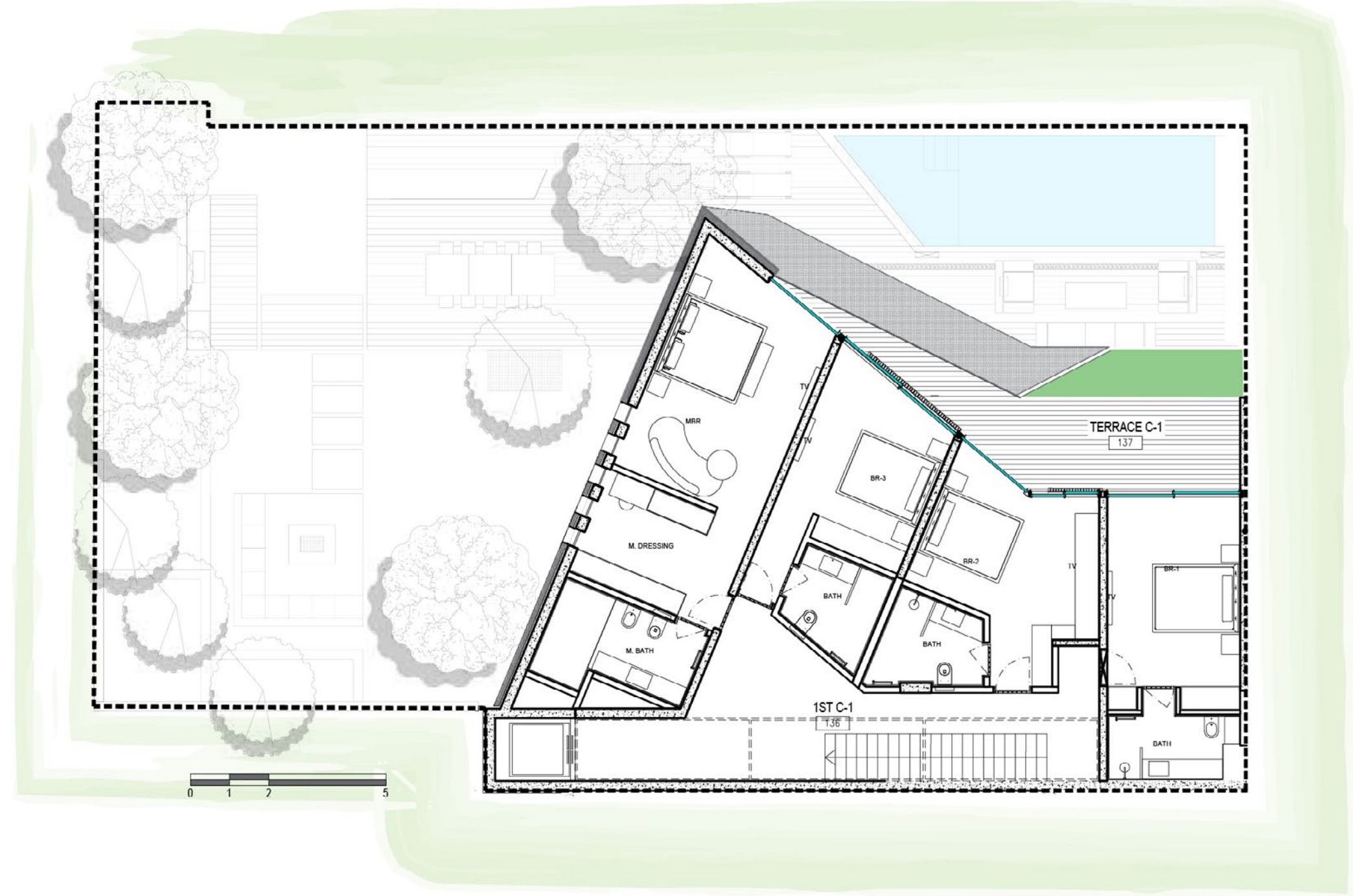
C1  
PARKING / TECHNICAL LEVEL



C1  
GROUND FLOOR

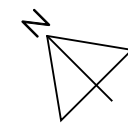


C1  
FIRST FLOOR



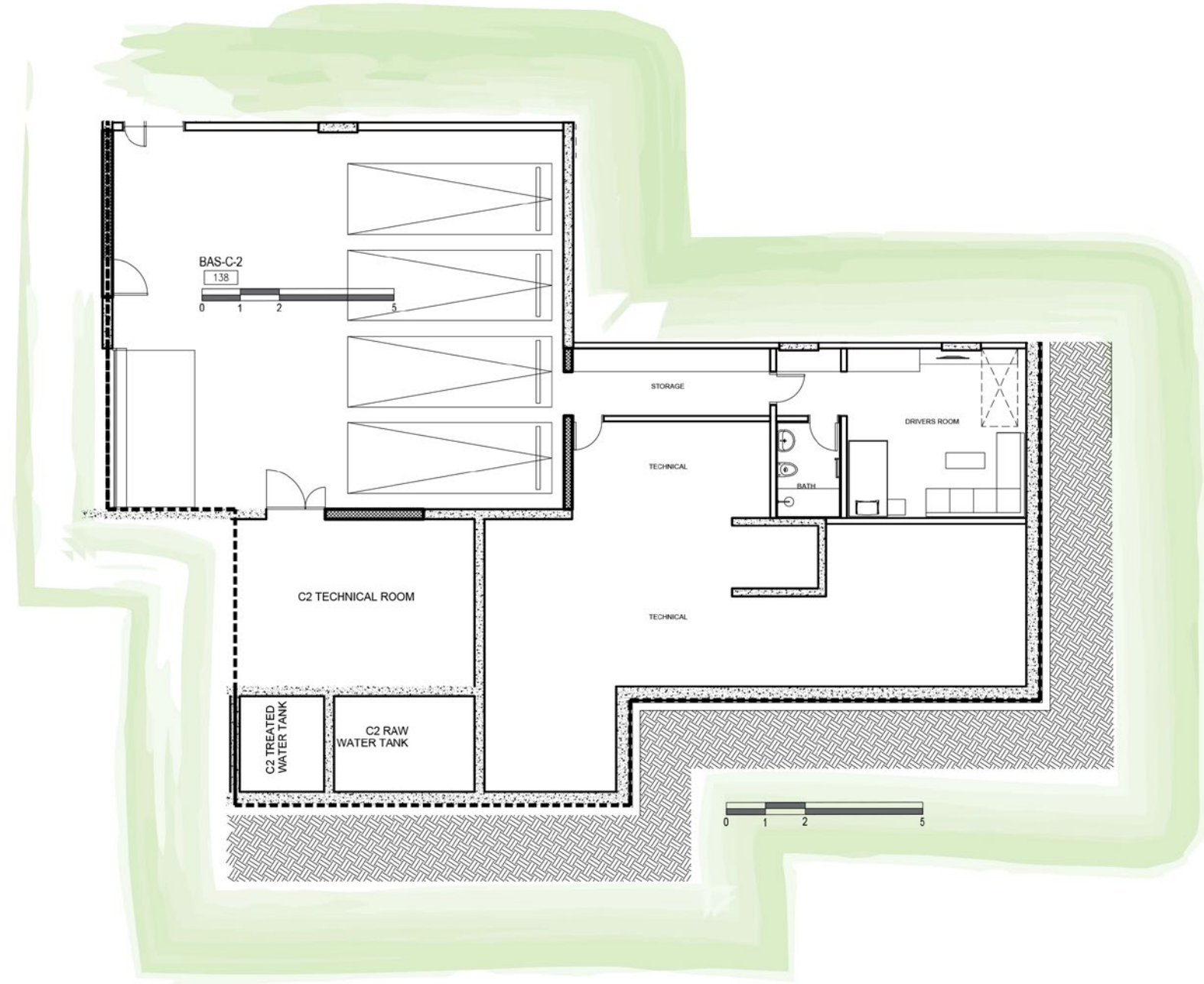


# C TWO

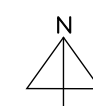
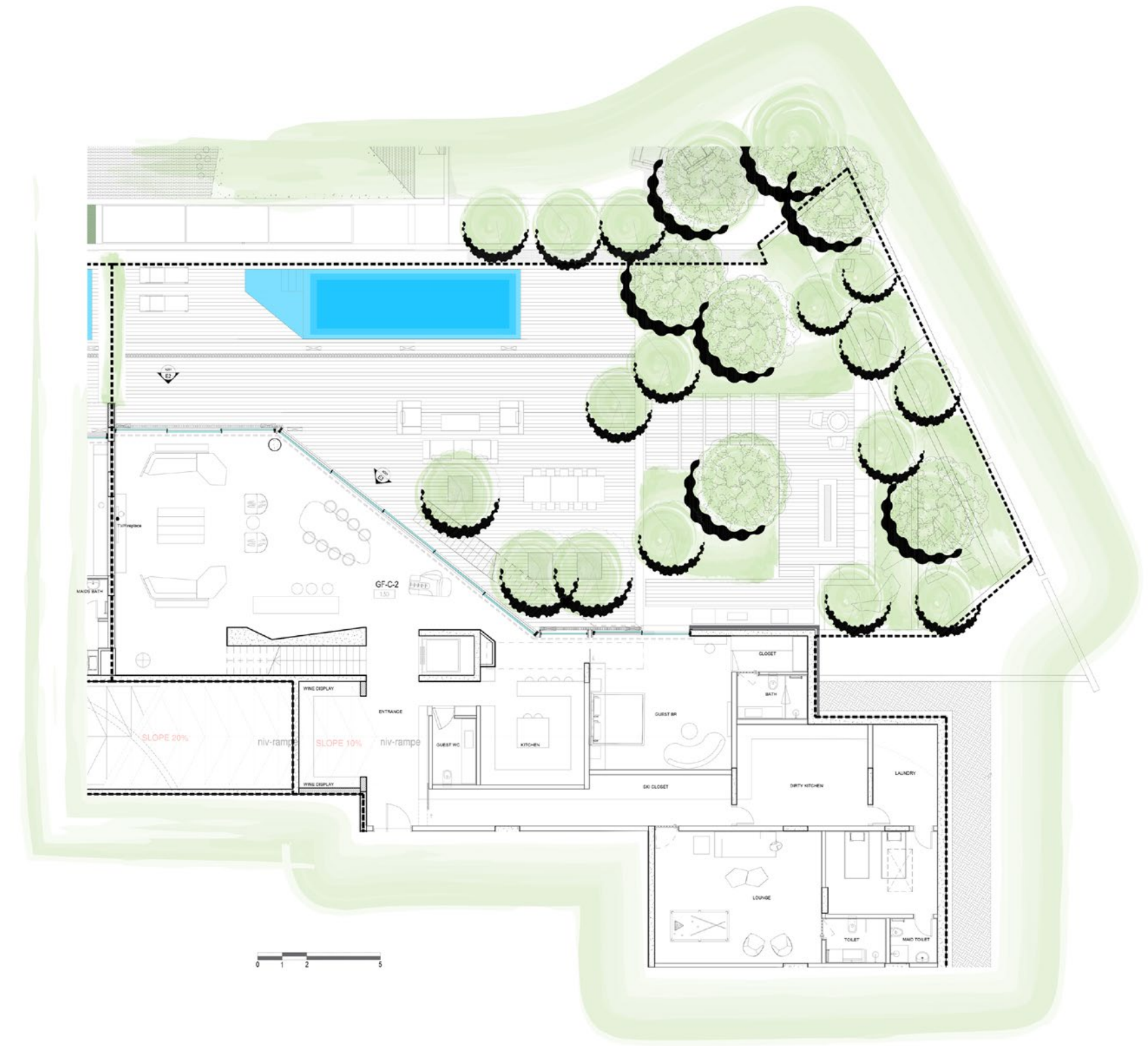


<b>Parcel Size</b>	<b>643m<sup>2</sup></b>
<b>Ground Floor</b> Entrance, Living/Dining, Kitchen, Wine Display, Guest Toilet, Guest Bedroom, Guest Bathroom.	<b>248m<sup>2</sup></b>
<b>First Floor</b> Master Bedroom including its Walk-in closet and its bathroom, Bedroom 1, including its Bathroom, Bedroom 2, including its Bathroom, Bedroom 3, including its Bathroom.	<b>125m<sup>2</sup></b>
<b>Basemet</b> Lounge with bar, Ski closets, Storage, Dirty Kitchen, Guest Toilet, Driver's suite, Maid's room, Maid's bathroom, Laundry.	<b>165m<sup>2</sup></b>
<b>Parking &amp; Technical</b> 4 Parking Lots, 3 Technical Rooms & Water Tank.	<b>283m<sup>2</sup></b>
<b>Private Outdoor &amp; Terrace (GF)</b> Garden, Pool and Terrace.	<b>395m<sup>2</sup></b>
<b>Private Outdoor &amp; Terrace (1st Flr.)</b> Garden and Terrace.	<b>43m<sup>2</sup></b>
<b>Sellable Area</b>	<b>665m<sup>2</sup></b>

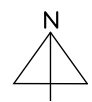
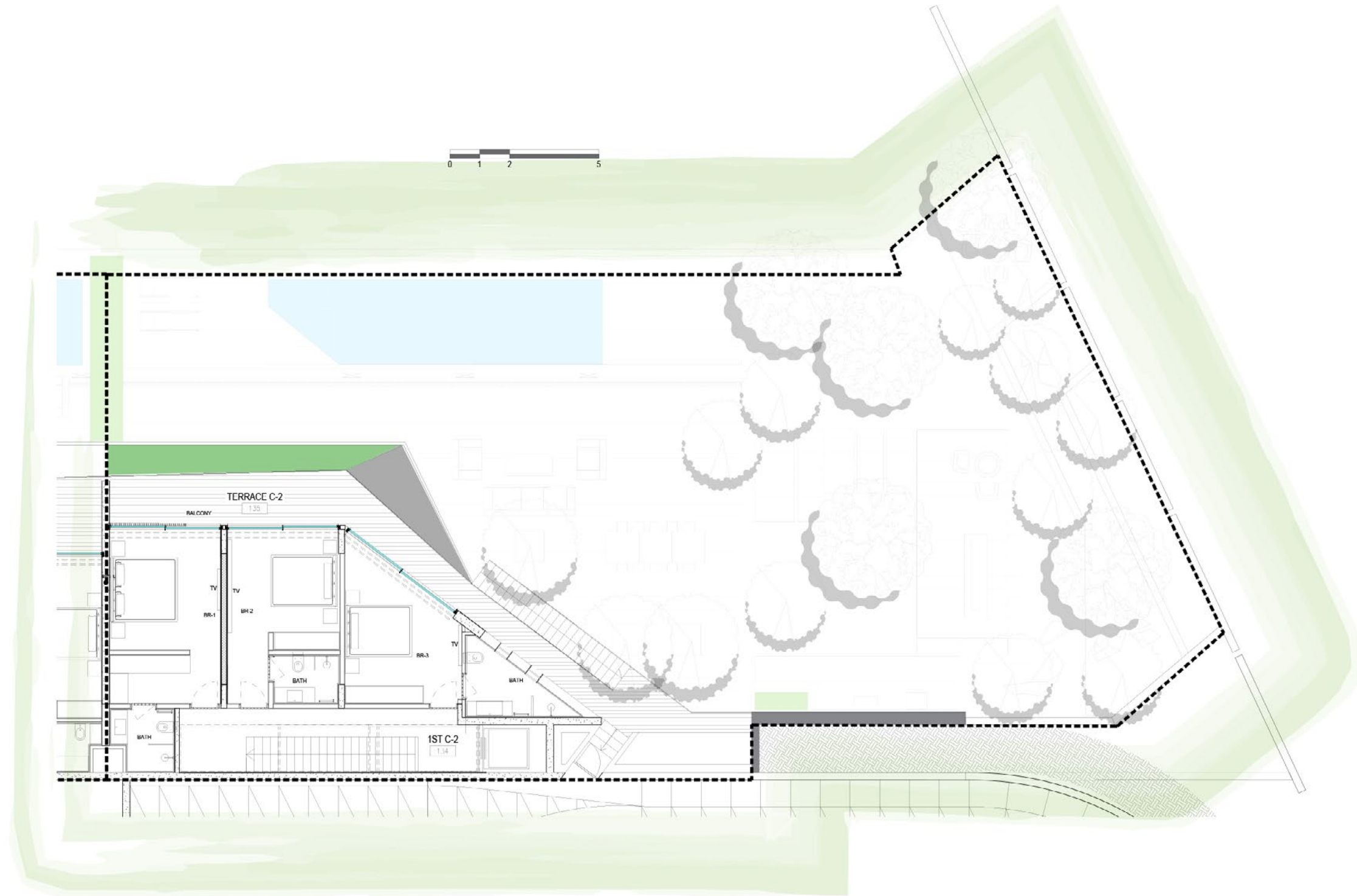
C2  
PARKING / TECHNICAL LEVEL



C2  
GROUND FLOOR

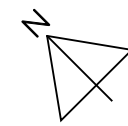


C2  
FIRST FLOOR





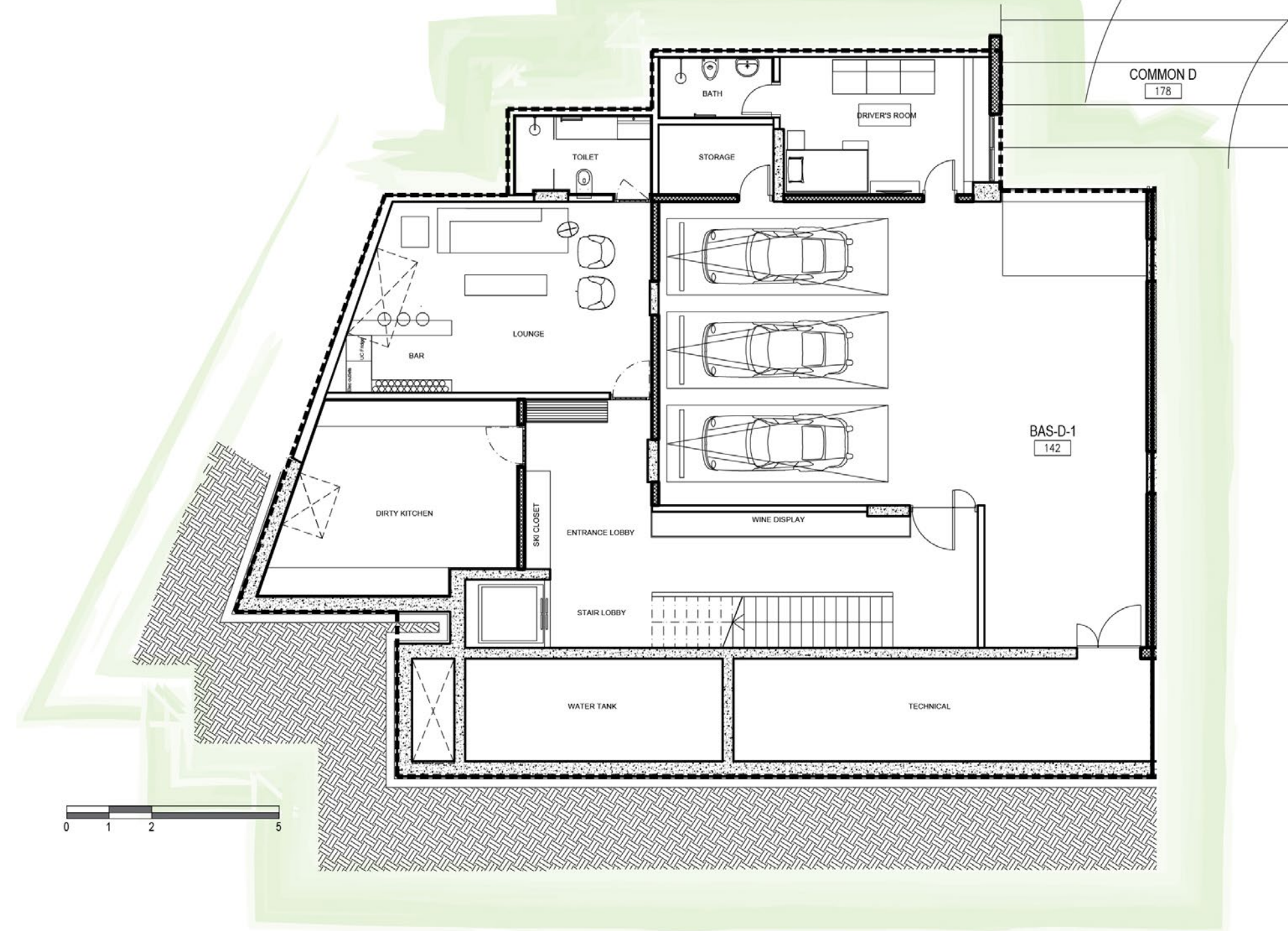
D ONE



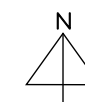
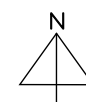
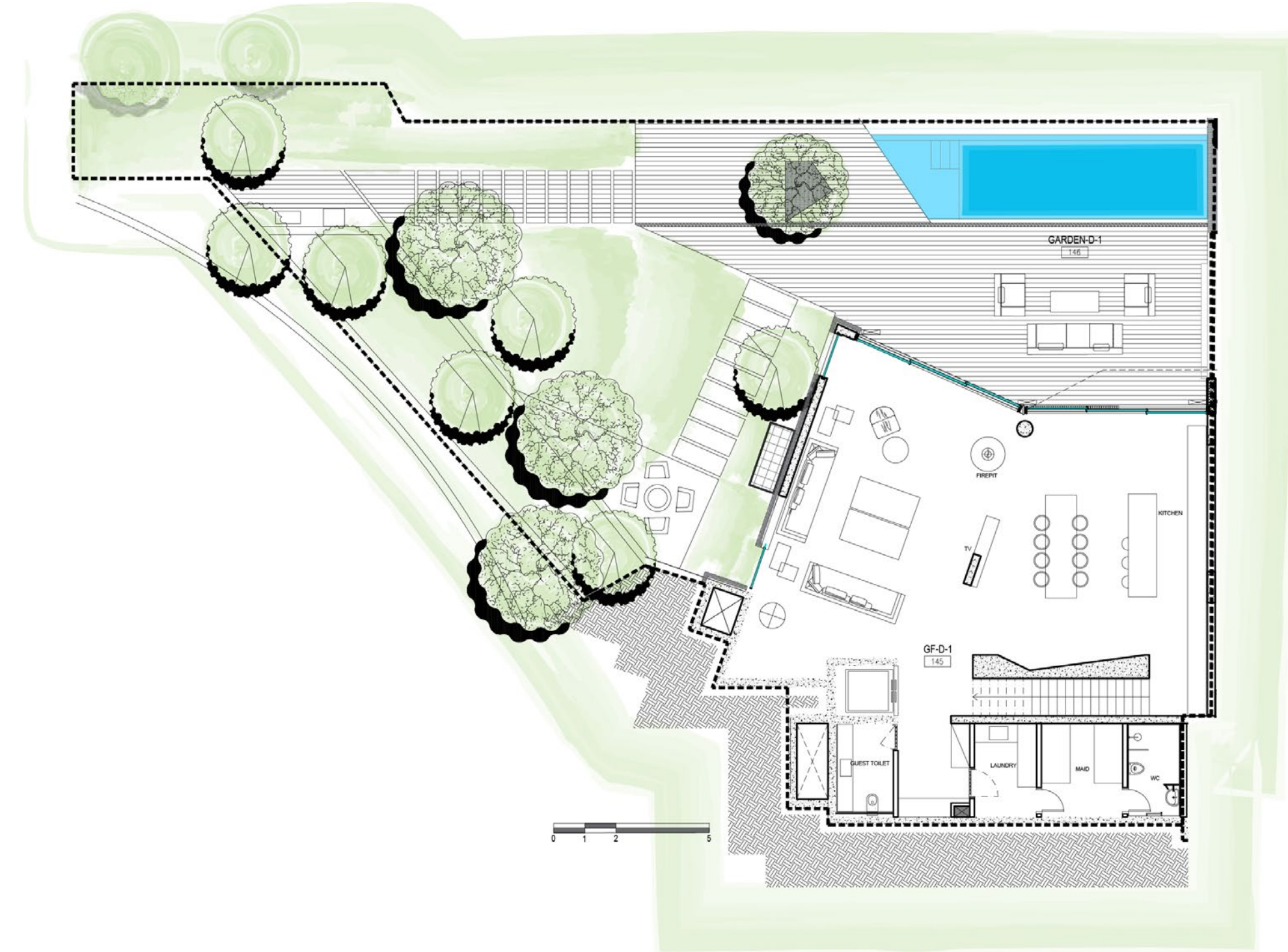
<b>Parcel Size</b>	<b>489m<sup>2</sup></b>
<b>Ground Floor</b> Living/Dining, Kitchen, Guest Toilet, Maid's room, Maid's Bathroom, Laundry.	188m <sup>2</sup>
<b>First Floor</b> Master Bedroom including its Wal-kin closet and its bathroom , Bedroom 1, including its Bathroom, Bedroom 2, including its Bathroom, Bedroom 3, including its Bathroom.	138m <sup>2</sup>
<b>Basemet</b> Lounge, Lobby, Dirty Kitchen, Wine Display, Ski Closet, Guest Toilet, Driver's suite.	139m <sup>2</sup>
<b>Parking &amp; Technical</b> 3 Parking Lots, 3 Technical Rooms & Water Tank.	414m <sup>2</sup>
<b>Private Outdoor &amp; Terrace (GF)</b> Garden, Pool and Terrace	301m <sup>2</sup>
<b>Private Outdoor &amp; Terrace (1st Flr.)</b> Garden and Terrace.	19m <sup>2</sup>
<b>Sellable Area</b>	<b>556m<sup>2</sup></b>



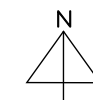
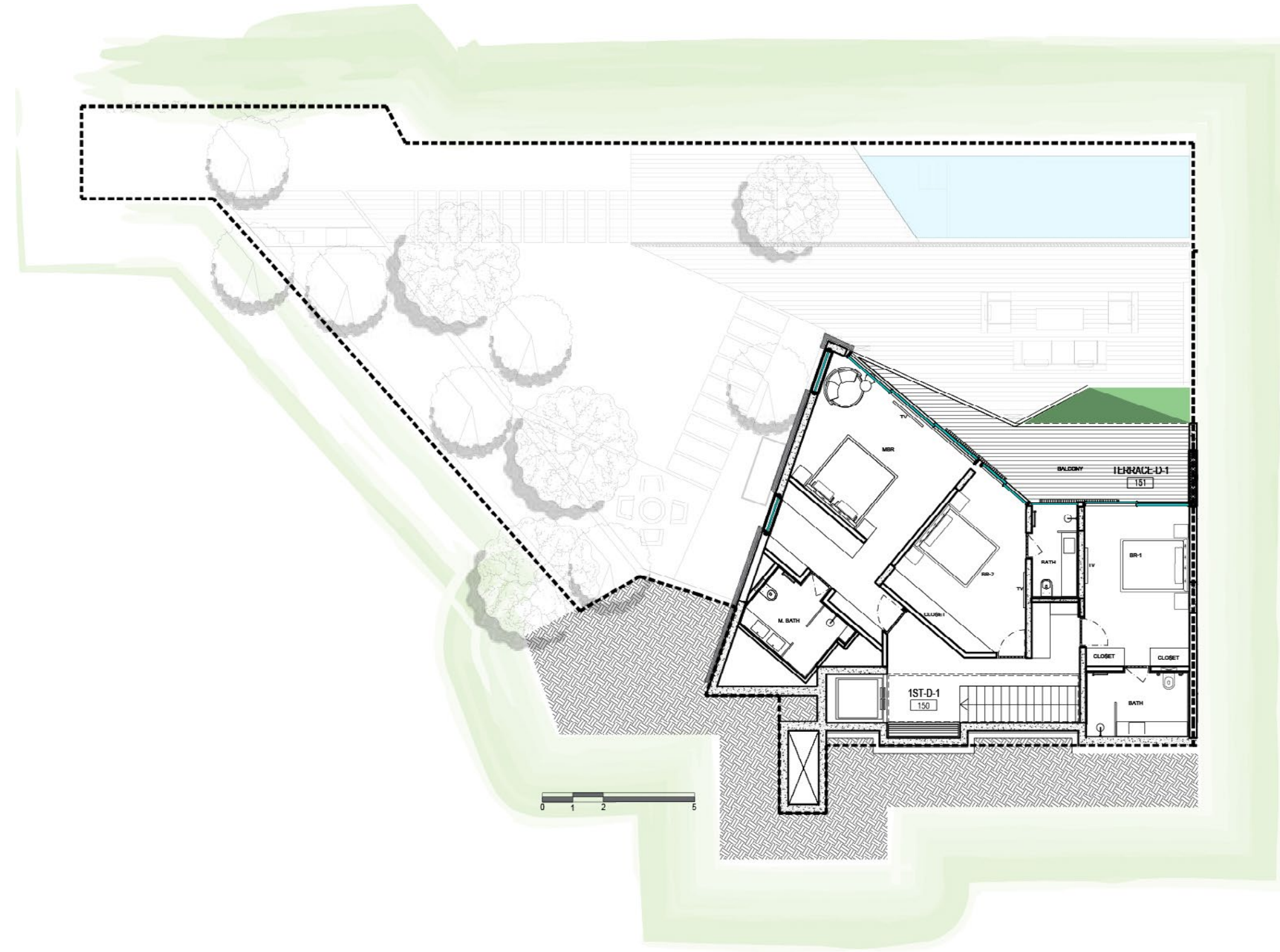
D1  
BASEMENT



D1  
GROUND FLOOR

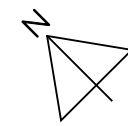


D1  
FIRST FLOOR



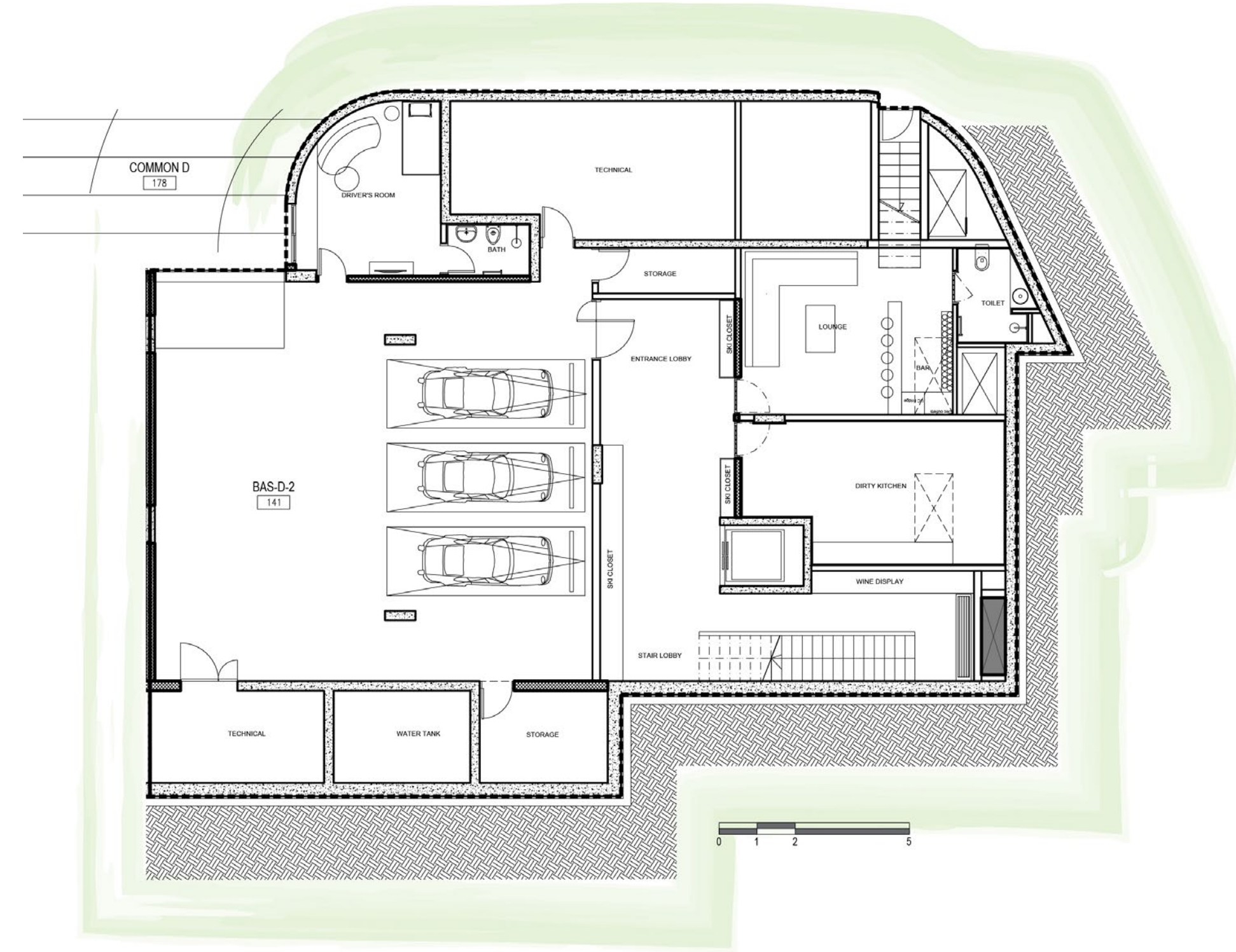


# D TWO

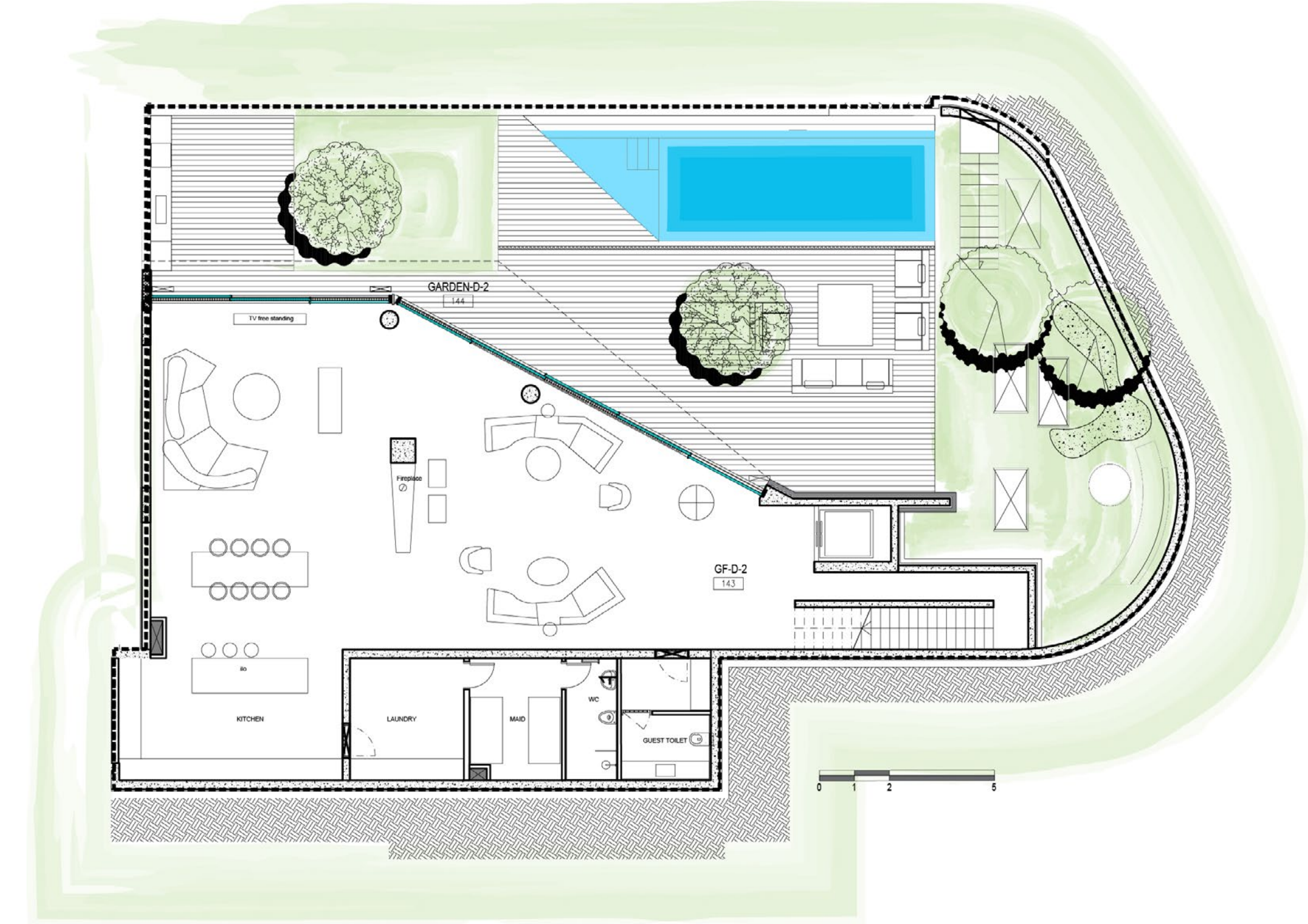


<b>Parcel Size</b>	<b>411m<sup>2</sup></b>
<b>Ground Floor</b> Living/Dining, Kitchen, Guest Toilet, Laundry, Maid's room, Maid's Bathroom.	<b>246m<sup>2</sup></b>
<b>First Floor</b> Master Bedroom including its Walk-in closet and its bathroom, Bedroom 1, including its Bathroom, Bedroom, 2 including its Bathroom, Bedroom 3 including its Bathroom.	<b>164m<sup>2</sup></b>
<b>Basemet</b> Lobby, Ski Closets, Wine Display, Dirty Kitchen, Lounge, Guest Toilet, Storage, Driver's suite.	<b>174m<sup>2</sup></b>
<b>Parking &amp; Technical</b> 3 Parking Lots, 2 Technical Rooms & Water Tank.	<b>220m<sup>2</sup></b>
<b>Private Outdoor &amp; Terrace (GF)</b> Garden, Pool and Terrace.	<b>165m<sup>2</sup></b>
<b>Private Outdoor &amp; Terrace (1st Flr.)</b> Garden and Terrace.	<b>10m<sup>2</sup></b>
<b>Sellable Area</b>	<b>585m<sup>2</sup></b>

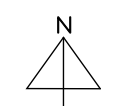
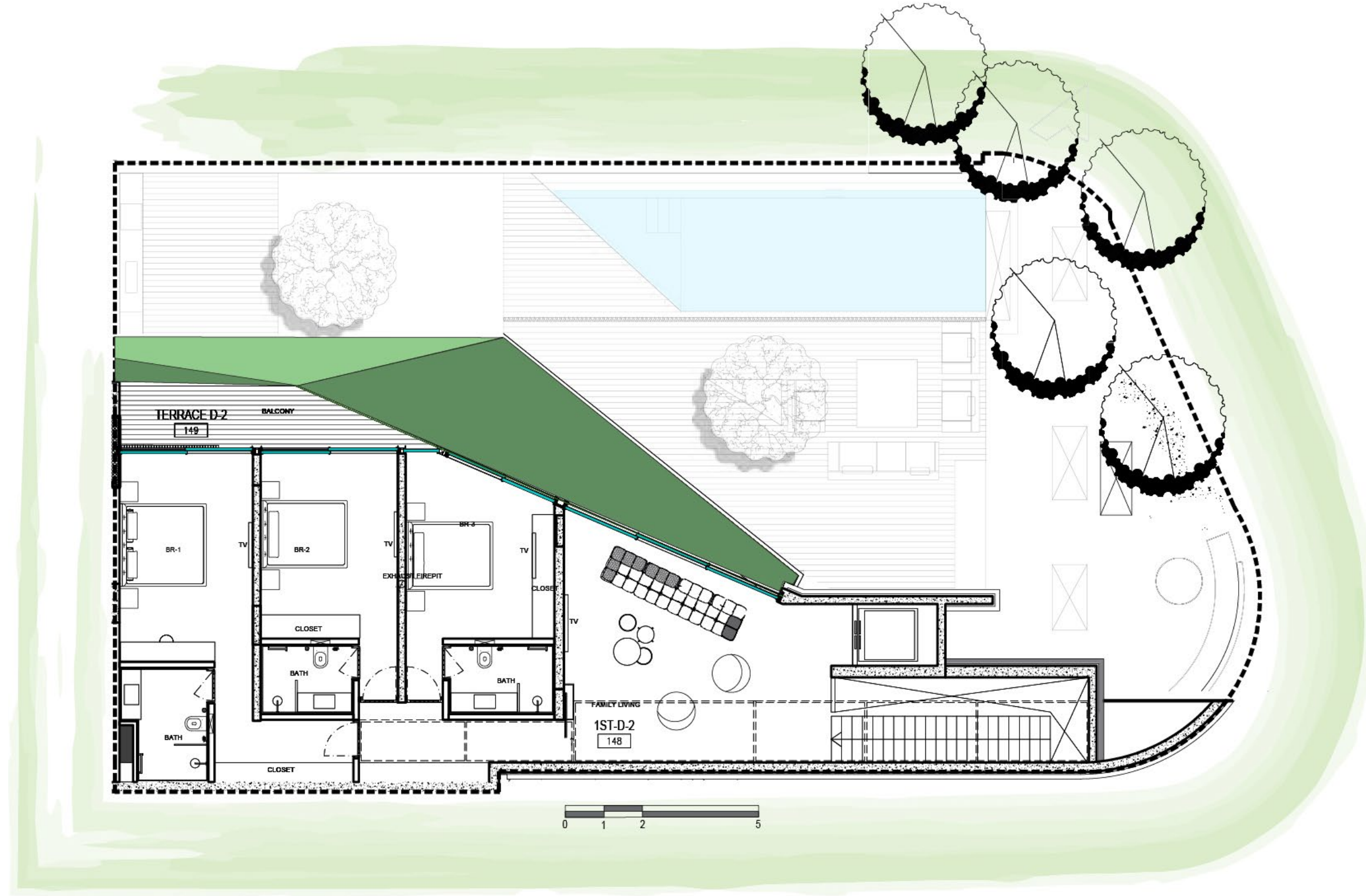
D2  
BASEMENT



D2  
GROUND FLOOR

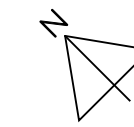


D2  
FIRST FLOOR





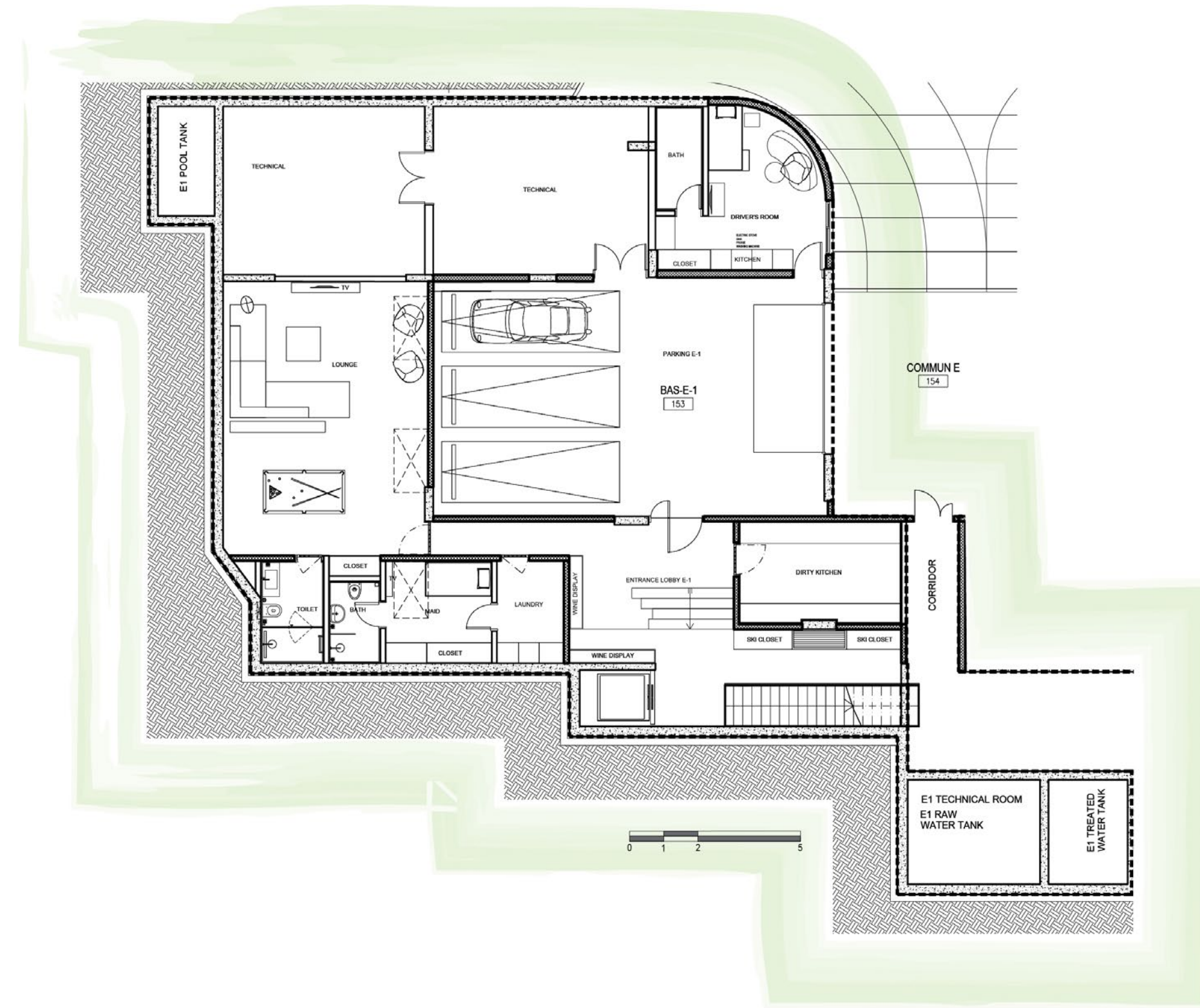
# E ONE



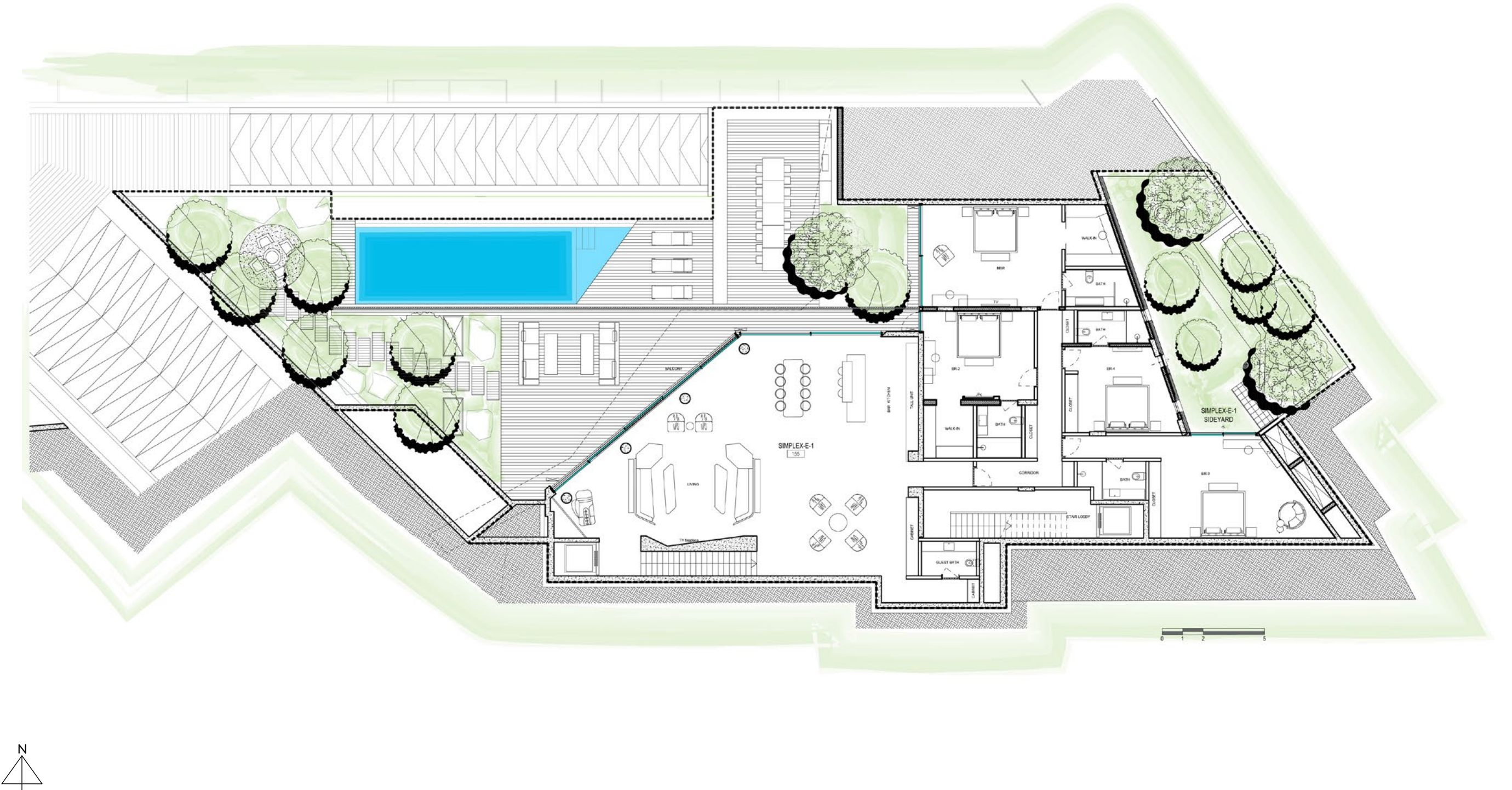
<b>Parcel Size</b>	<b>820m<sup>2</sup></b>
<b>Ground Floor</b> Living, Dining, Kitchen, Guest Toilet, Bedroom 1, including its Bathroom, Bedroom 2, including its Bathroom, Bedroom 3, including its Bathroom & Master Bedroom, including its Walk-in Closet and Bathroom.	422m <sup>2</sup>
<b>Basemet</b> Lounge, Ski closet, Wine Display, Dirty Kitchen, Lobby, Guest Toilet, Driver's suite, Maid's Room and Laundry.	175m <sup>2</sup>
<b>Parking &amp; Technical</b> 3 Parking Lots, 2 Technical Rooms & Water Tank.	174m <sup>2</sup>
<b>Private Outdoor &amp; Terrace (GF)</b> Garden and Pool.	398m <sup>2</sup>
<b>Sellable Area</b>	<b>709m<sup>2</sup></b>



E1  
BASEMENT



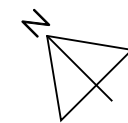
E1  
GROUND FLOOR





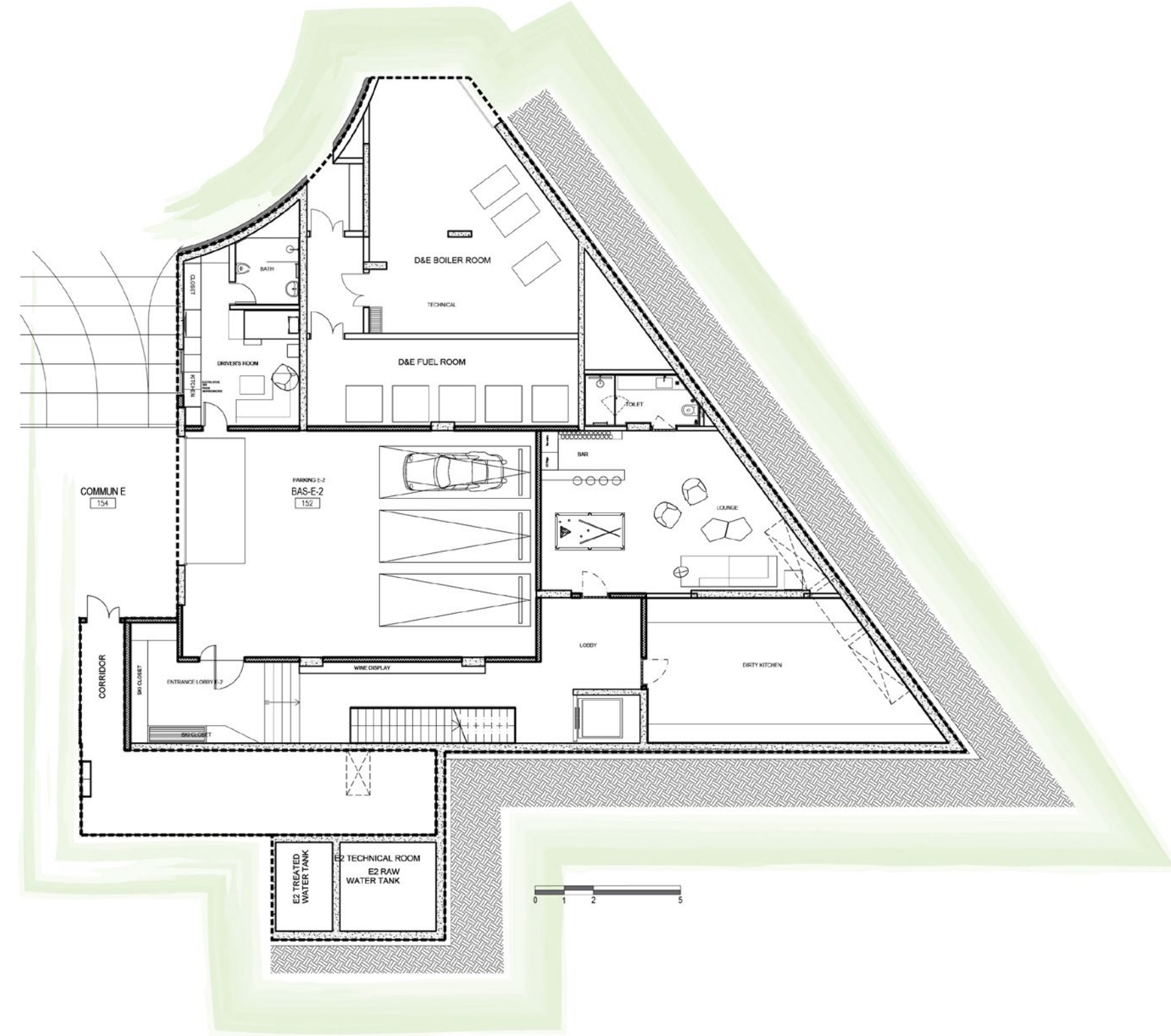


# E TWO

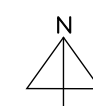
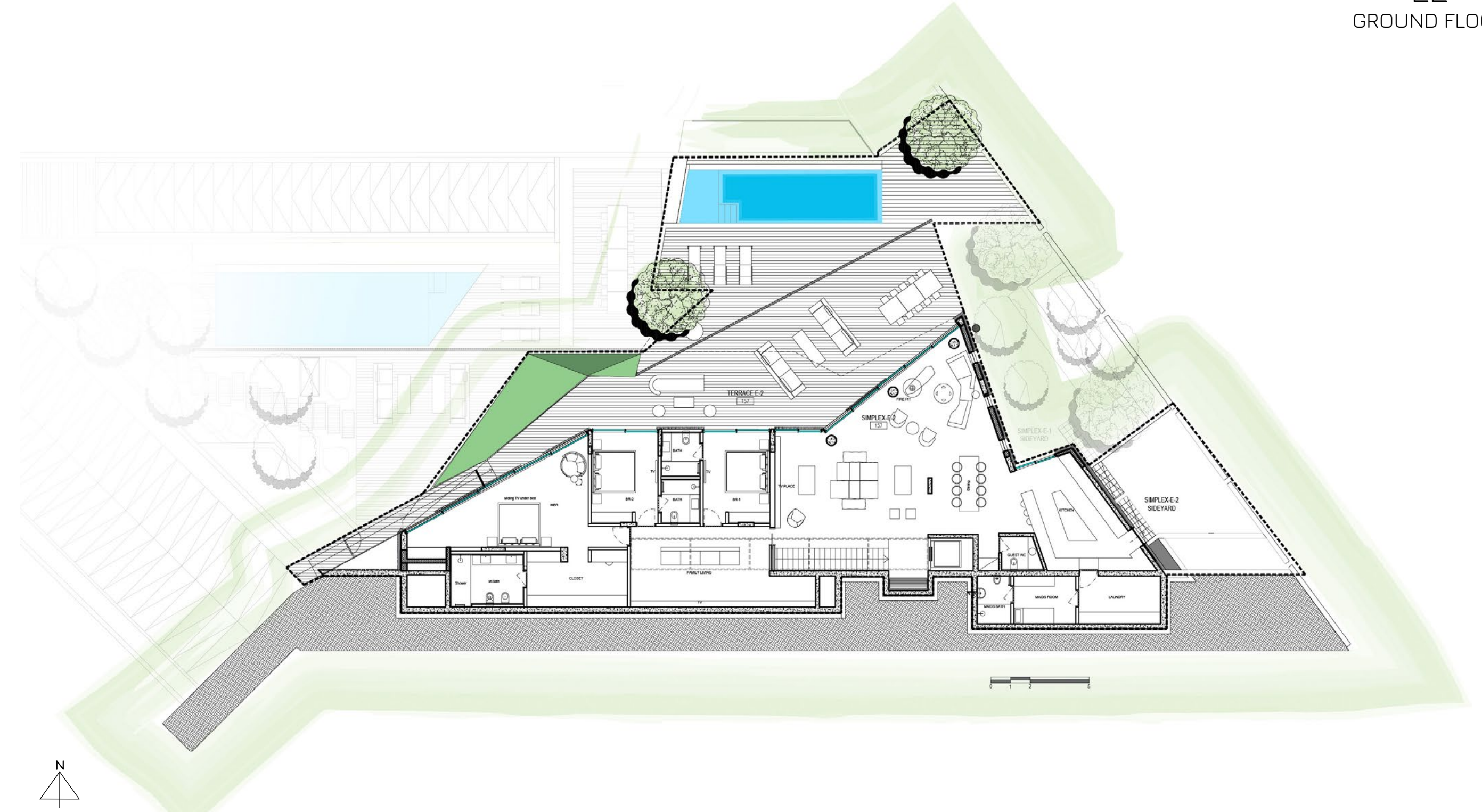


<b>Parcel Size</b>	<b>576m<sup>2</sup></b>
<b>Ground Floor</b>	<b>323m<sup>2</sup></b>
Master Bedroom including its Walk-in closet and its Bathroom, Bedroom 1, including its Bathroom, Bedroom, 2 including its Bathroom, Family/Living, Kitchen, Dining, Guest Toilet, Maid's room, Maid's Bathroom, Laundry.	
<b>Basemet</b>	<b>197m<sup>2</sup></b>
Lobby, Ski Closet, Wine Display, Lounge, Guest Toilet, Dirty Kitchen, Driver room, Driver Bathroom.	
<b>Parking &amp; Technical</b>	<b>191m<sup>2</sup></b>
3 Parking Lots, Technical Rooms & Water Tank.	
<b>Private Outdoor &amp; Terrace (GF)</b>	<b>253m<sup>2</sup></b>
Garden and Pool.	
<b>Sellable Area</b>	<b>548m<sup>2</sup></b>

E2  
BASEMENT



E2  
GROUND FLOOR









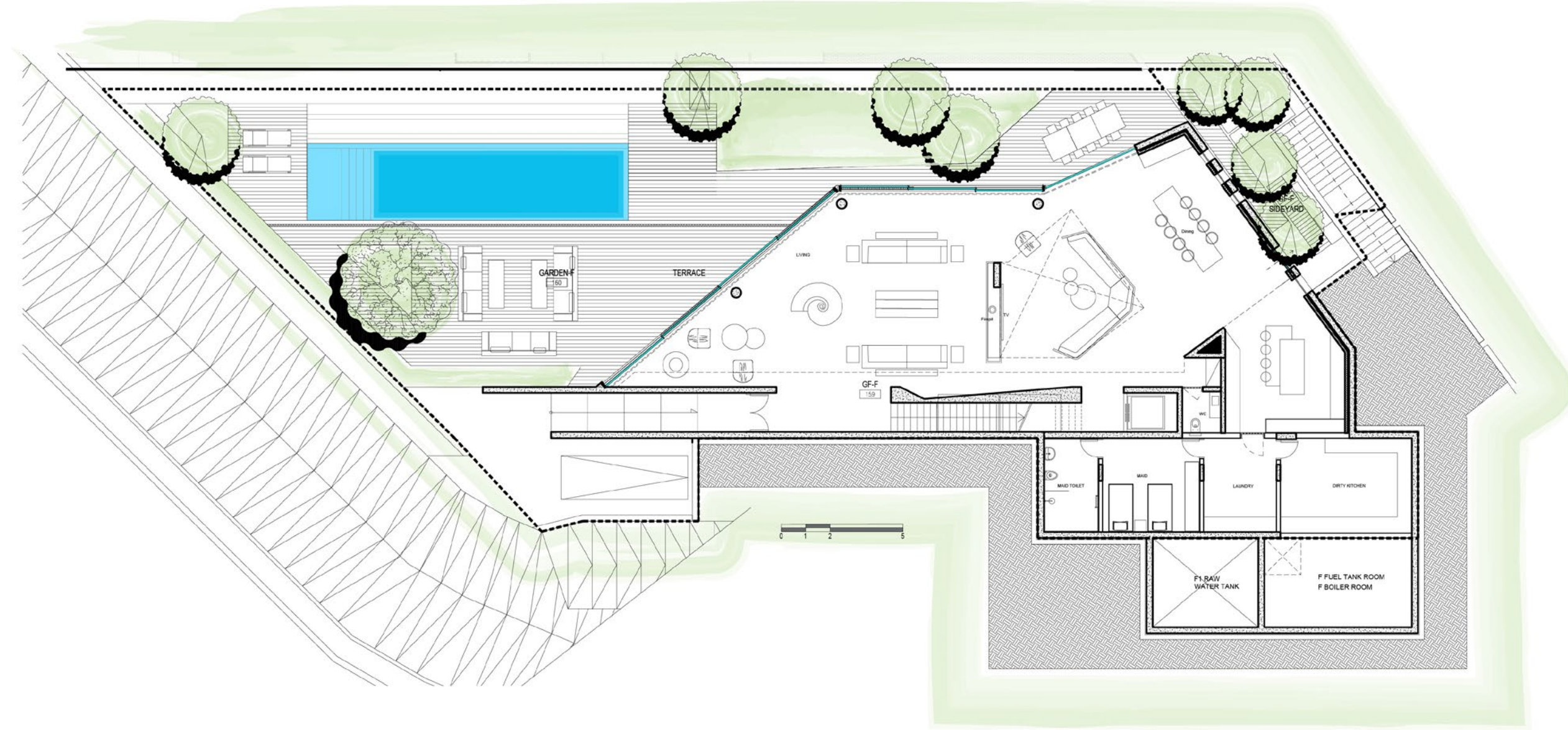


F

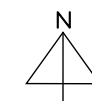
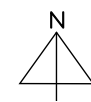
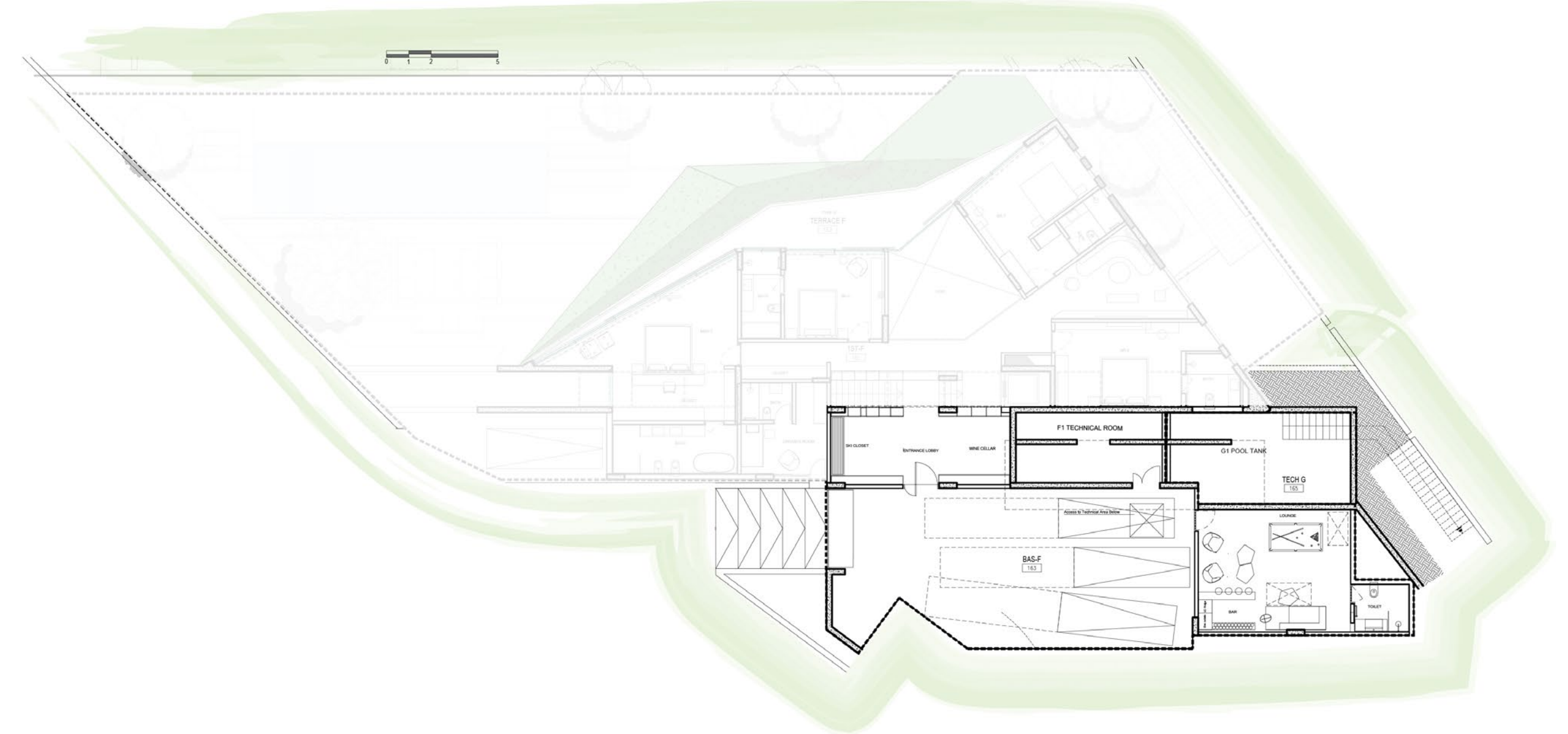


<b>Parcel Size</b>	<b>676m<sup>2</sup></b>
<b>Ground Floor</b> Living/Dining, Kitchen, Guest Toilet, Dirty Kitchen, Laundry, Maid's Room, Maid's Bathroom.	329m <sup>2</sup>
<b>First Floor</b> Private Living, Bedroom 1, including its Walk-in closet and its Bathroom, Bedroom, including its Bathroom, Bedroom 3, including its Bathroom, Master Bedroom, including Walk-in closet and its Bathroom.	235m <sup>2</sup>
<b>Basemet</b> Lounge, Guest Toilet, Wine Display, Ski Closet, Driver room, Driver Bathroom.	127m <sup>2</sup>
<b>Parking &amp; Technical</b> 3 Parking Lots, Technical Rooms & Water Tank.	156m <sup>2</sup>
<b>Private Outdoor &amp; Terrace (GF)</b> Garden, Pool and terrace.	347m <sup>2</sup>
<b>Private Outdoor &amp; Terrace (1st Flr.)</b> Garden and Terrace.	54m <sup>2</sup>
<b>Sellable Area</b>	<b>828m<sup>2</sup></b>

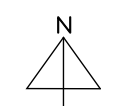
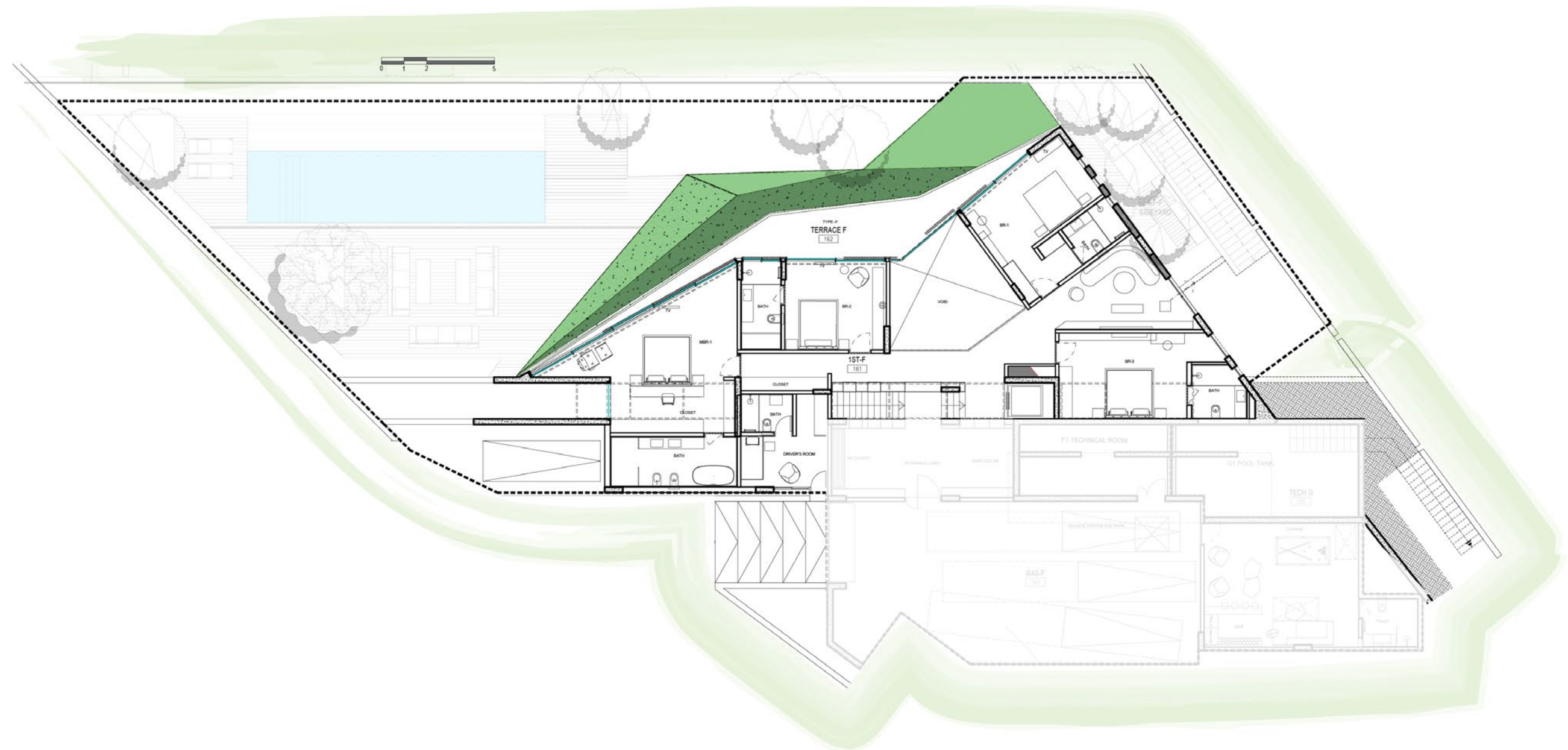
F  
GROUND FLOOR



F  
PARKING / TECHNICAL LEVEL



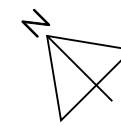
F  
FIRST FLOOR





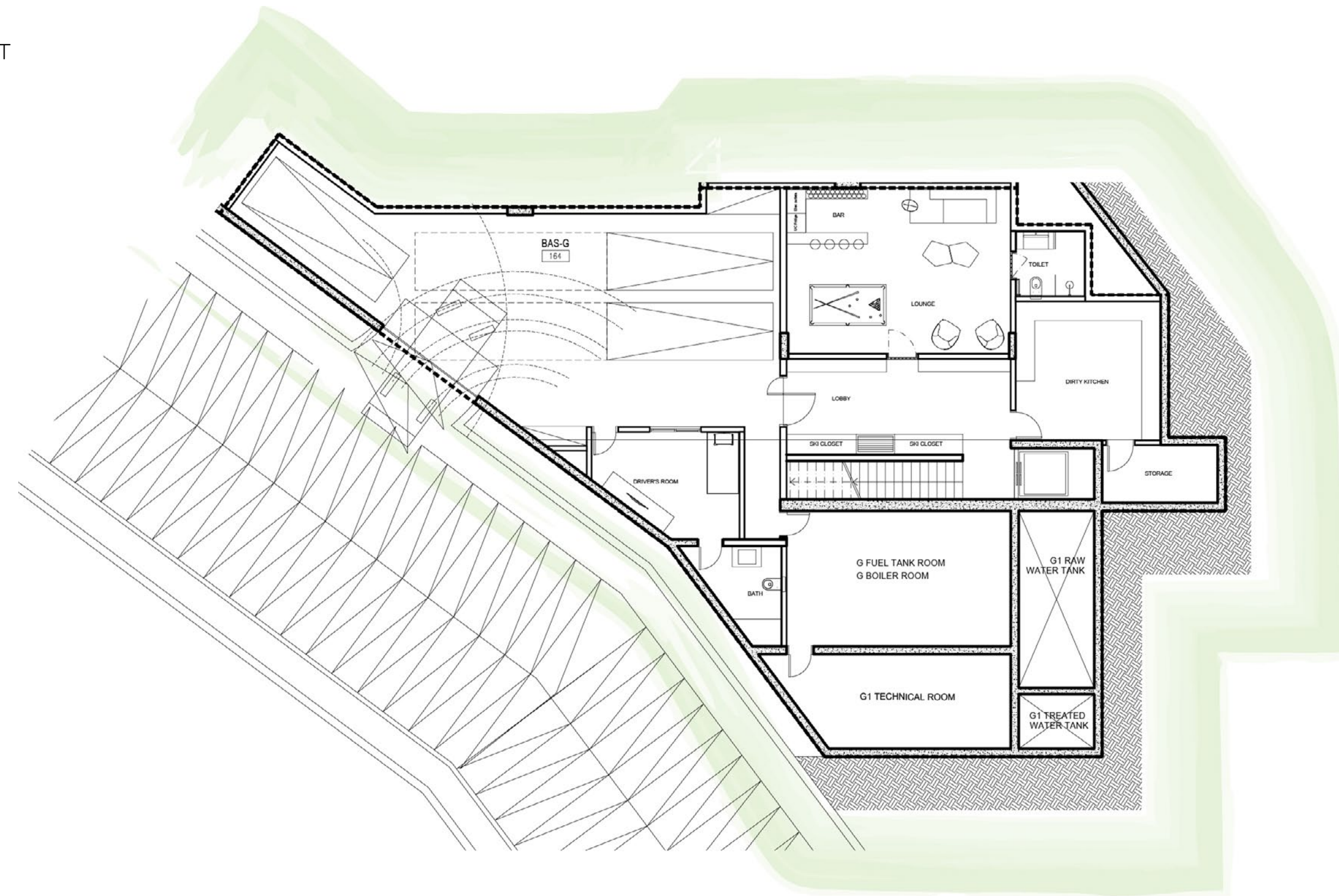


G

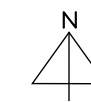
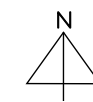
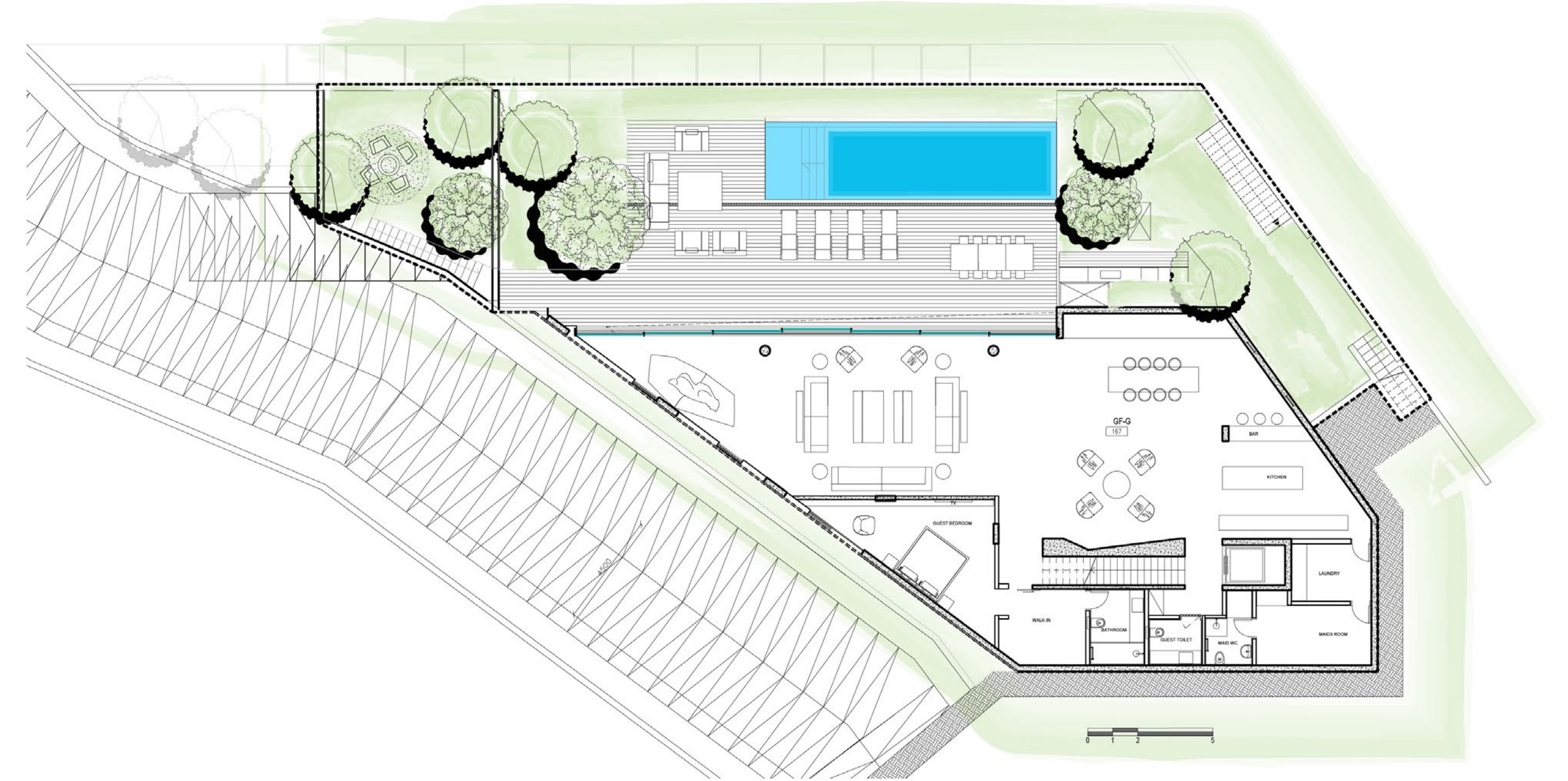


<b>Parcel Size</b>	<b>682m<sup>2</sup></b>
<b>Ground Floor</b> Living/Dining, Kitchen, Guest Bedroom & Walk-in closet, Guest Bathroom, Guest Toilet, Laundry, Maid's room, Maid's Bathroom.	329m <sup>2</sup>
<b>First Floor</b> First Floor comprising Bedroom 1, including its Bathroom, Bedroom 2, including its Bathroom, Master Bedroom, including its Walk-in closet and its Bathroom, Playroom/TV room.	170m <sup>2</sup>
<b>Basemet</b> Lounge, Wine Display, Dirty Kitchen, Guest Toilet, Storage, Ski Closet, Driver's suite.	133m <sup>2</sup>
<b>Parking &amp; Technical</b> 3 Parking Lots, 2 Technical Rooms & Water Tank.	189m <sup>2</sup>
<b>Private Outdoor &amp; Terrace (GF)</b> Garden, Pool and terrace.	353m <sup>2</sup>
<b>Private Outdoor &amp; Terrace (1st Flr.)</b> Garden and Terrace.	80m <sup>2</sup>
<b>Sellable Area</b>	<b>782m<sup>2</sup></b>

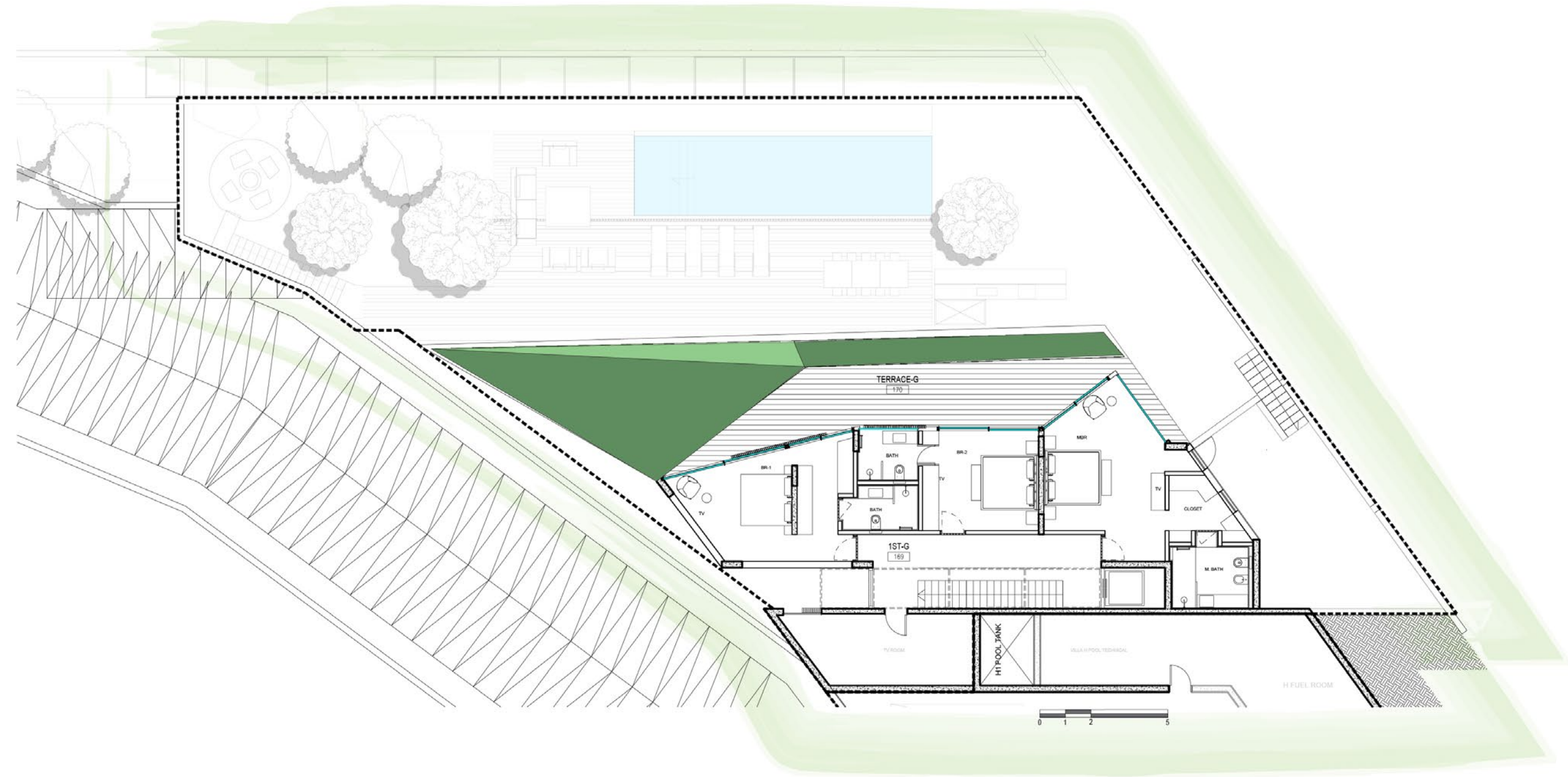
G  
BASEMENT



G  
GROUND FLOOR



G  
FIRST FLOOR



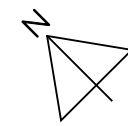






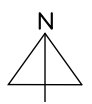
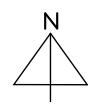
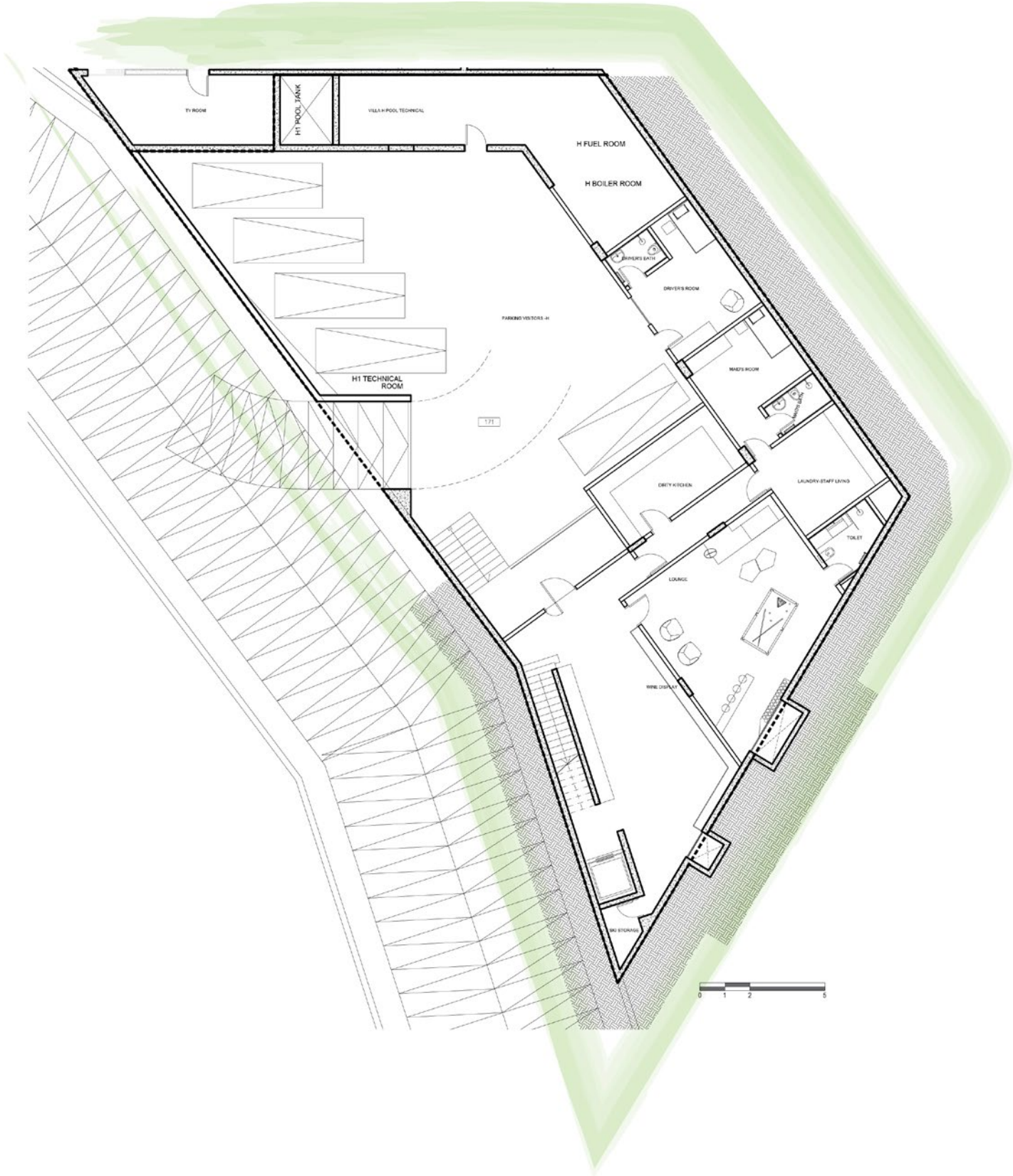


H



<b>Parcel Size</b>	<b>676m<sup>2</sup></b>
<b>Ground Floor</b> Living/Dining, Kitchen, Guest Toilet, cloakroom.	272m <sup>2</sup>
<b>First Floor</b> Family Living, Bedroom 1 and its Bathroom 1, Bedroom 2 and its Bathroom, Bedroom 3 & Walk-in Closet, Bathroom 3, Master Bedroom & Walk-in closet, Master Bathroom.	195m <sup>2</sup>
<b>Basemet</b> Lounge, Ski closet, Dirty Kitchen, Wine Display, Guest Toilet, Laundry, Driver's suite, Maid's Room, Maid's Bathroom.	229m <sup>2</sup>
<b>Parking &amp; Technical</b> Parking Lots, Technical Rooms & Water Tank.	280m <sup>2</sup>
<b>Private Outdoor &amp; Terrace (GF)</b> Garden, Pool and terrace.	404m <sup>2</sup>
<b>Private Outdoor &amp; Terrace (1<sup>st</sup> Fl.)</b> Garden and Terrace.	83m <sup>2</sup>
<b>Sellable Area</b>	<b>825m<sup>2</sup></b>

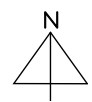
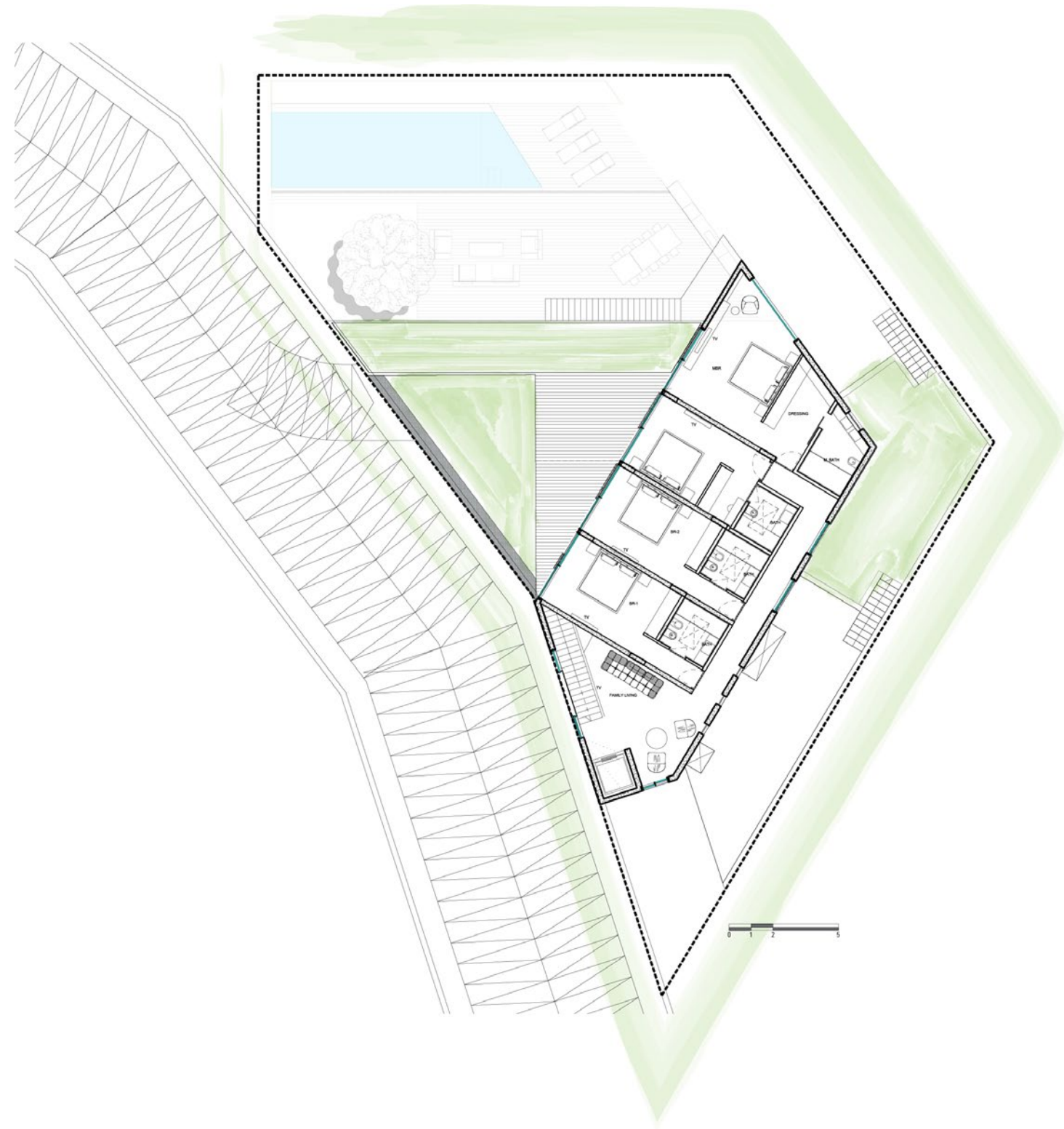
H  
BASEMENT



H  
GROUND FLOOR



H  
FIRST FLOOR











ACTUAL VIEW FROM THE EDGE FAQRA CLUB

## CONSTRUCTION GENERAL SPECIFICATIONS

### A- Building Envelope

- Façade Walls are fully in concrete in a double layer with full waterproofing and thermal insulation, with Natural Stone Cladding / Elegant Fair Faced Concrete Finish
- Roofs are Thermally insulated and fully planted
- Minimal Aluminum System for Fenestration (VITROCSA - PARALU - GUTMAN or Approved Equal) with Double Glazing and Energy Performant Glass ( AGC - ST GOBING - PILKINGTON or Approved Equal)
- Aluminum / Wood Shading Louvers
- Curtain Wall Skylight ensuring natural light everywhere (Wicona or Approved Equal)

### B- Interior Finishes

- German / Italian Kitchen - MOLteni& C- POLIFORM - SIE-MATIC-PORCELANOSA or approved Equal for the main Kitchen, and NOBILIA - IMPULSUE - SCHMIDT approved equal for dirty Kitchen
- Travertine Marble Flooring for Living Areas, and Genuine French Oak Wood Flooring for Bedrooms Areas
- High-End German / Swiss Sanitary Fixtures - HANSgroHE - VOLA - DURAVIT - GEBERIT or Approved Equal
- Customized Wood Fireplace
- Full-Height Interior Doors
- High-End Interior Walls Finish: Fair Faced Concrete / Wood Paneling / Stone Cladding for Walls / Oil Based Paint

### C- Electro-Mechanical Systems

- Independent Heating and Cooling Systems for each Unit
- State of the Art Floor Heating System for all interior areas (REHAU PEX A or Approved Equal)
- Ice Melting System for Building perimeter and critical zones (REHAU PEX A or approved Equal)
- Dedicated System for Pool Heating
- VRF AC System for all areas (HITACHI - DAIKEN - MIDEA or Approved Equal)
- State of the art Interior Lighting façade, Lighting, Landscape Lighting (Delta Light, IGUZINI, XAL, LAMBORDINI or Approved Equal)
- KNX Home Automation System in all areas - IDDERO - ABB - or Approved Equal
- Independent Irrigation System - RAIN BIRD USA or Approved Equal
- Independent fire Alarm / CCTV system

### D- Landscaping Finishes / Greenery

- Travertine Stone Flooring for Terraces with Natural Grass
- Vivid greenery with rich aged trees plantation
- Italian Glass Mosaic for Pools
- Natural Stone Cladding for Boundary Walls
- Hedge Separation guarantying Privacy





PEOPLE BEHIND THE PROJECT

REAL ESTATE DEVELOPER



CONCEPT DESIGN &  
ARCHITECTURE STUDIO

**DORI HITTI**  
**ARCHITECTS**

ARCHITECT  
NABIL ABOU RJEILY

ELECTRO-MECHANICAL



STRUCTURAL CONSULTANT



PROJECT MANAGEMENT





To know more or to schedule a meeting  
get in touch with Core sales office  
+961 1 37 38 85 / +961 3 87 08 07

